

Perception of the police in Montenegro

Perception

Survey research results
October 2022

Police in M

The contents of this publication, views, opinions, research results, interpretations and conclusions expressed in this publication belong to the authors and contributors, and do not necessarily reflect the official policy or position of the OSCE Mission to Montenegro.

n of the

Montenegro



Contents

01	Introduction p. 6	
02	Research Methodology p. 7	03
		Key Research Findings pp. 8-9
05	Overall trust and citizens' attitudes about the quality of police work pp. 14-21	
		07
		Perception of the fight against corruption in the police pp. 25-29
10	Citizens and firearms pp. 39-44	

04

General perception of
security in Montenegro
pp. 10-13

06

Citizens' attitudes about
officers of the Police Directorate
pp. 22-24

08

Gender policies within
the Police Directorate
pp. 30-33

09

How informed the citizens
are about the police
pp. 34-38

11

ANNEX
p. 45

01 Introduction

The previous year brought numerous challenges in the social and political life of Montenegro that had an impact on the work dynamics of the Police Directorate, whose overall work and actions were continuously the focus of interest of the entire domestic public. This research represents a continuation of the OSCE Mission to Montenegro activities on the support program for the further improvement and efficiency of the overall capacities of the Ministry of Internal Affairs and the Police Directorate, which should be developed into a professional, democratic, responsible and efficient service in which the society has full confidence. Similar public opinion surveys on the perception of the police, integrity and professionalism of police officers were conducted in 2019, 2020 and 2021.

Therefore, special attention in the report is devoted to the comparison of the obtained results with the research results carried out in the previous two years, as well as to the monitoring of changes in the citizens' perception and attitude on certain issues which are important for the overall institutional image of the Police Directorate, as well as the individual image and reputation of police officers in the social community.

The report is divided into seven thematic units. The first thematic unit contains the research findings on the general citizens' perception of safety in Montenegro. In the second thematic unit, the results on the overall trust and citizens' attitudes about the quality of police work are presented, while in the third thematic unit we can see what citizens think about Police Directorate officers. The next (fourth) chapter analyses the results of the perception of the police fight against corruption, the fifth deals with gender policy within the Police Directorate, and the sixth thematic unit is dedicated to the level of information that citizens have about police work. Finally, in the last thematic chapter, research results about citizens' opinions about the Law on Weapons are presented.

02 Research Methodology¹

A random stratified multi-stage sample of 1000 adults was used for the realization of this research. The stratification of the sample was done with 6 strata according to the territorial division (North, Centre, South) and the type of settlement (urban and rural). The sample included 19 municipalities in the territory of Montenegro. The questionnaire consisted of 50 closed-ended and open-ended questions. The time required to complete the questionnaire was about 25 minutes. Data collection was carried out from 07.10.2022. until 15.10.2022.


To draft this report, a comparative method was applied to the results of the research conducted in 2021 and 2020. However, the results are not comparable for all questions for two reasons. Namely, although some questions were identical to those from the surveys carried out in the previous years, new response modalities were offered during this year's survey. The second reason is that this year's survey questionnaire contained certain questions that were not offered to respondents in previous years.

1 A detailed report on the research methodology-sample is presented in the Annex

03

Key Research Findings

- Research results analysis shows that 72.5% of citizens mostly believe that the situation in Montenegro is generally safe. The number of respondents who believe that the situation in Montenegro is not safe is 13.3%. When it comes to the respondents from the central region, 73.6% of them claim that the security situation in Montenegro is good;
- Even 91.5% of respondents believe that organized crime represents the greatest threat to the safety of citizens in Montenegro, 89.8% of respondents state that it is drug addiction, 89.5% of them think that drug trafficking is the main threat, 85% that it is corruption, while 81.5% of respondents perceive the domestic violence as the greatest threat to the safety in Montenegro;
- According to the survey results, the police are ranked first when it comes to trust in the work of institutions (in total, 41.7% of respondents trust the police). The army is trusted by 41.4% of respondents, while 35.5% of respondents have pointed out their trust in religious institutions. When it comes to average ratings of trust in institutions, the Montenegrin army is in first place with an average rating of 3.17, the police are in second place with an average score of 3.14, while religious institutions are in third place with an average rating of 3.11;
- The overall general attitude towards the police is still very good - 64.9% of respondents indicated a mostly positive attitude towards the police. However, this result is weaker compared to the survey results conducted in 2021, when 73.7% of respondents had a positive attitude toward the police;
- More than half of the respondents (55.3%) agree with the statement that the police in Montenegro serve as a citizens' service. Almost a third of respondents (31.3%) disagree that the employment system in the police is transparent, while 39.2% of interviewees agree with the statement that the police in Montenegro are adequately trained;

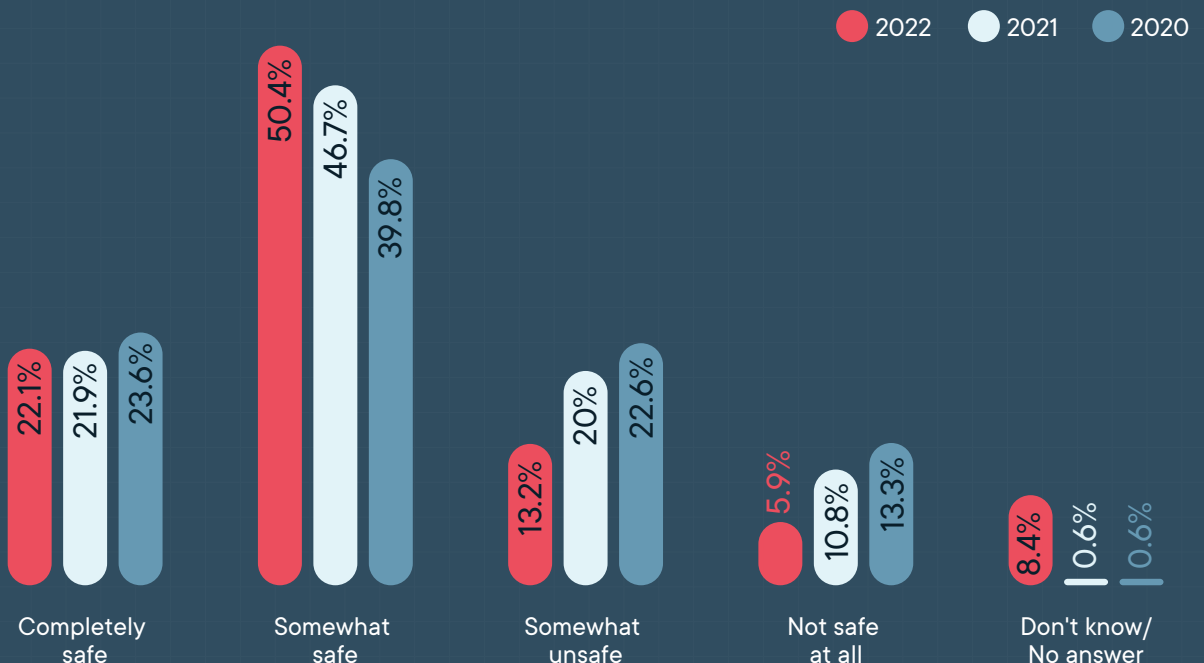
- Research results indicate that 61.4% of citizens are mostly satisfied with the police efficiency in protecting citizens' safety. The average rating of police efficiency is 3.62, and in this sense, a positive trend can clearly be seen when compared to the average ratings of previously conducted surveys;
 - The three most recognizable qualities of Montenegrin police officers are kindness (61.9% of respondents), willingness to help (60.9% of respondents) and communicativeness (60.4% of respondents). That the police mostly cooperate with citizens in their communities believe 46.3% of citizens;
 - The survey results show that 60.9% of respondents believe that police officers provide equal treatment to men and women. More than half of the respondents (58.2%) generally believe that police officers do not act with the same professionalism and respect towards ordinary people as they do with politicians and public figures;
 - As many as 76.5% of examinees stated that politicians at the state level have some kind of influence on the work of the police, while even 44.8% fully agree with the statement that the police are under the influence of the politicians;
 - Almost half of the respondents (48.6%) believe that a certain or small number of police officers are involved in corruption, while 1/5 of respondents think that only individuals working in the police are involved in corruption. Only 6.3% believe that no police officer is involved in corruption;
 - That men and women are equally capable of performing police work mostly agree 82% of respondents, and out of this number 37.8% completely agree with this statement, while 77% of respondents agree that more women should be hired in the police service;
 - There are 50.2% of the respondents that are mostly informed about the work of the police, while 49.8% of them pointed out that they were partially or completely uninformed about the police work. A quarter of interviewees stated that they have almost no information about the work of the police. More than two-thirds (77.3%) of respondents from municipalities in the north of Montenegro pointed out that they were not adequately informed about the work of the police;
 - Citizens are most often informed about police work through television (35.6%) and internet portals (33.2%). A very small percentage of respondents get information about the work of the police via social networks like Facebook (3%), Twitter (3.8%) and Instagram (1%). More than half of respondents aged between 18-24 (51.7%) and 25-34 (53%) cited internet portals as the dominant source of information about police work;
 - When asked whether they or their family members possess firearms, 27.8% of the respondents answered positively. Every fifth male respondent pointed out that he personally owns a firearm, while almost two-thirds of the female respondents stated that neither they nor their family members own firearms;
 - Slightly less than 60 percent of interviewees (59.9%) were mostly satisfied with the previous activities of the Police Directorate in suppressing violation of the Law on Weapons, while 40.1% of them expressed a negative attitude with the previous activities of the Police Directorate on this matter.
- 

04

General perception of security in Montenegro

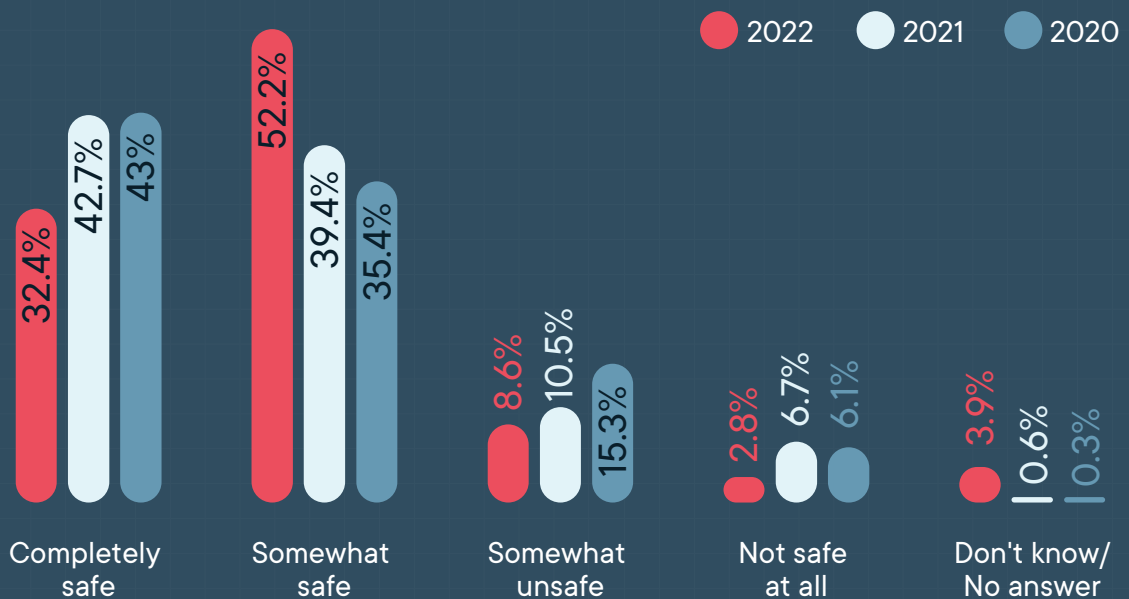
In the last two years, Montenegro has been going through turbulent political processes. The change of government after the parliamentary elections in 2020 was accompanied by constant political tensions that resulted in an overall unstable political environment. In the recently published European Commission Report on Montenegro for 2022, it was emphasized that political tensions, polarization, the absence of constructive engagement between political parties and the failure to build consensus on key matters of national interest continued and caused two governments to fall on votes of no-confidence in the previous year. In such socio-political circumstances, it was undoubtedly a special challenge for the Police Directorate to preserve social security and public order and peace, and in that way to make a contribution to the overall sense of security of all citizens in Montenegro.

How would you rate the security situation in Montenegro?



Research results show that 72.5% of citizens believe in general that the situation in Montenegro is mostly safe. When conducting the research in 2020, there were 63.4% of respondents who thought that the situation in Montenegro was generally safe, while during last year's survey, this statement was supported by 68.6% of respondents. From the above, we can notice a positive trend when it comes to citizens' perception of the security situation in Montenegro. Also, it should be pointed out that the number of respondents who consider that the situation in Montenegro is not safe decreased from 13.3% in 2020 to only 5.9% during this year's survey. It should be emphasized that the perception of safety in the country among citizens from the central region of Montenegro has increased compared to the survey results from 2021. Namely, this year 73.6% of respondents from the central region stated that the security situation in Montenegro is good, while last year the percentage of respondents who supported this claim was 61.7%.

Do you feel safe in your community?



As many as 84.6% of respondents answered that they generally feel safe in their community. We can also notice a positive trend when it comes to this question in relation to the research results from the previous two years. During the 2020 survey, 78.4% of respondents answered positively to this question, while in 2021, research data show that 82.1% of respondents gave the same answer. It should be emphasized here that 1/3 of respondents claim that they feel completely safe in their social community. Only 2.8% of respondents pointed out that they do not feel safe in the community at all (2020: 6.1%; 2021: 6.7%). Almost 97% of respondents with a master's degree claim that they feel safe in the community, while 16% of respondents aged 18-25 stated that they do not feel safe in their social community.

In your opinion, to what extent does each of these problems pose a threat to citizens' safety in Montenegro?

	It's a big problem	It is a problem to some extent	Neutral	It is not much of a problem	It is not a problem at all	Do not know/ No answer
Drug addiction	68.9%	20.9%	5.4%	2.4%	0.3%	2.1%
Drug trafficking	66.7%	22.8%	6.1%	1.4%	1%	2%
Petty crimes against property	33.8%	23.8%	18.4%	13%	5.2%	5.8%
Organized crime	69.1%	22.4%	4.9%	1.1%	0.5%	2%
Robbery (using force)	33.5%	23.8%	16%	13.1%	7.3%	6.3%
Murder	46.8%	27.2%	14.5%	7.1%	1.5%	2.9%
Economic crime	42.3%	23.3%	15.9%	7.4%	3.6%	7.5%
Corruption	60.7%	24.3%	10%	1.6%	0.5%	2.8%
Violence at sports events and manifestations	27%	22.2%	19.1%	10.2%	11.5%	9.9%
Peer violence and school safety	35.5%	28.2%	14.3%	8.1%	5.3%	8.5%
Domestic violence	48.4%	33.1%	12%	2.1%	1.5%	2.8%
Juvenile delinquency	32.6%	28.5%	18.3%	8.8%	4.1%	7.6%
Human trafficking	27.2%	18.3%	21.7%	10.5%	10.1%	12.1%
Prostitution	27%	21%	24.8%	10.5%	6.9%	9.7%
Sexual violence	36.1%	29.9%	16%	7.1%	2.8%	8%
Car thefts	21.1%	19.8%	21.9%	18.8%	8.9%	9.5%
Road safety	39.2%	27.8%	11.7%	8.8%	6.3%	6.1%
Terrorism and violent extremism	25.3%	16.3%	18.1%	14.3%	14.4%	11.7%
Possession of firearms	32.8%	28%	16.6%	10.5%	5.1%	6.9%
Cybercrime (payment card fraud, etc.)	29.9%	16.8%	19.4%	11.1%	8%	14.8%
Hate crimes	27%	22.2%	21.7%	10.5%	6.2%	12.3%

When it comes to problems that represent a safety threat in Montenegro, as many as 91.5% of respondents believe that organized crime is the greatest threat to the security of citizens. It should be reminded here that in the document “The serious and Organized Crime Threat Assessment of Montenegro - SOCTA 2021”, it is pointed out that 10 high-risk organized crime groups are active in Montenegro, and that there was a decrease in the number of organized criminal groups operating in Montenegro, considering that the same document registered 11 organized criminal groups in 2017. Despite all this, almost all citizens believe that organized crime in Montenegro still represents a key threat to overall social security.

Among the other problems that pose a threat to security in Montenegro, 89.8% of respondents state that it is drug addiction, 89.5% believe that it is drug trafficking, 85% that it is corruption, while 81.5% of respondents perceive that domestic violence (2021: 75.3%) is a security threat. Following domestic violence, 74% of citizens think that murders represent a threat to security in Montenegro. In last place, when it comes to problems that pose a threat to security in Montenegro, are violence at sports events (49.2%), prostitution (48%), crime via the Internet (46.6%), human trafficking (45.5%), terrorism and violent extremism (41.6%) and car thefts (40.9%).

When it comes to problems that represent a safety threat in Montenegro, as many as 91.5% of respondents believe that organized crime is the greatest threat to the security of citizens.

05

Overall trust and citizens' attitudes about the quality of police work

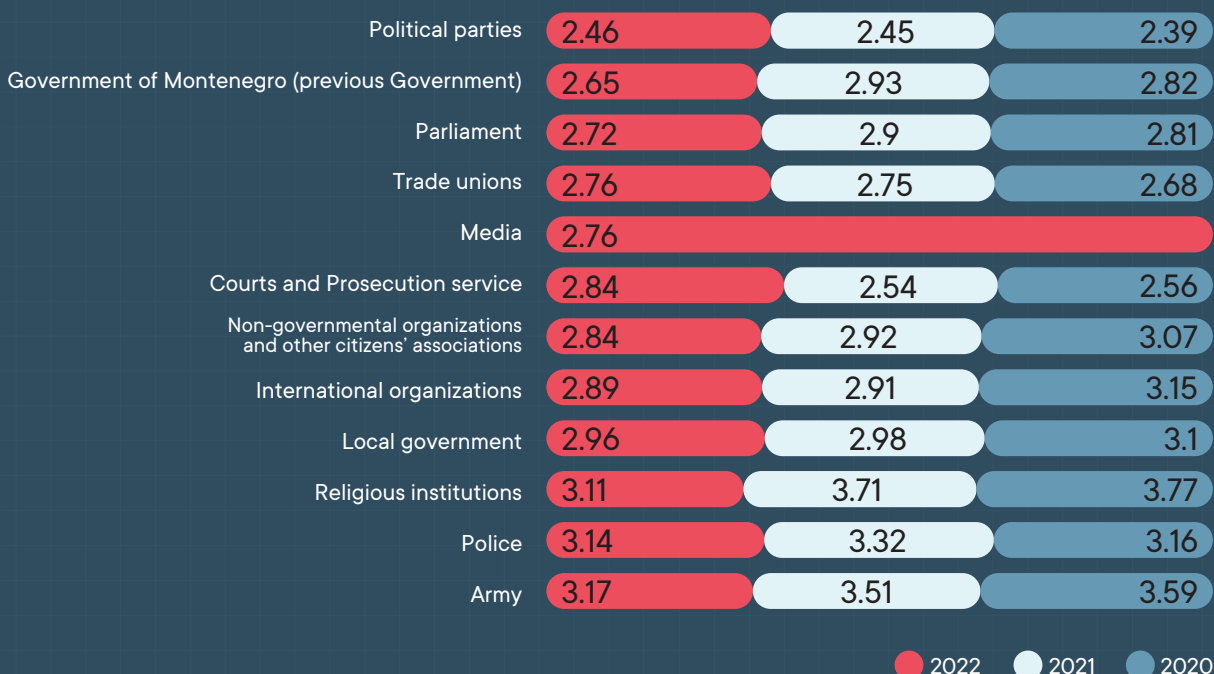
Just like in the previous public opinion surveys, one of the questions addressed to the respondents was about the overall level of trust in certain institutions in Montenegro.

To what extent do you have confidence in the institutions listed in the table below?

	No confidence at all	Not too much confidence	Neutral	Confidence to some extent	Complete confidence	Don't know/ No answer
Government of Montenegro (previous Government)	27.1%	15.8%	26.6%	17.6%	9.4%	3.5%
Parliament	21.6%	16.2%	31.8%	20.7%	5.9%	3.8%
Courts and Prosecution service	19.2%	15.6%	28.3%	27.1%	5.8%	4%
Army	12.4%	11.3%	31%	30.5%	10.9%	3.7%
Police	11.7%	12.3%	31.5%	33.8%	7.9%	2.6%
Religious institutions	15%	11.1%	27.3%	20.5%	15%	11.1%
Local government	14.7%	12.2%	36.4%	24.6%	6.4%	5.6%
Political parties	27.1%	17.8%	34.5%	14.5%	3.1%	3.6%
International organizations	15.1%	13.3%	38.8%	20%	6.4%	6.5%
Non-governmental organizations and other citizens' associations	13.4%	16.8%	39.5%	20.9%	3.8%	5.7%
Trade unions	13%	17.1%	43.4%	15.3%	3%	8.3%
Media	14.5%	18%	41.6%	18.8%	2.7%	4.5%

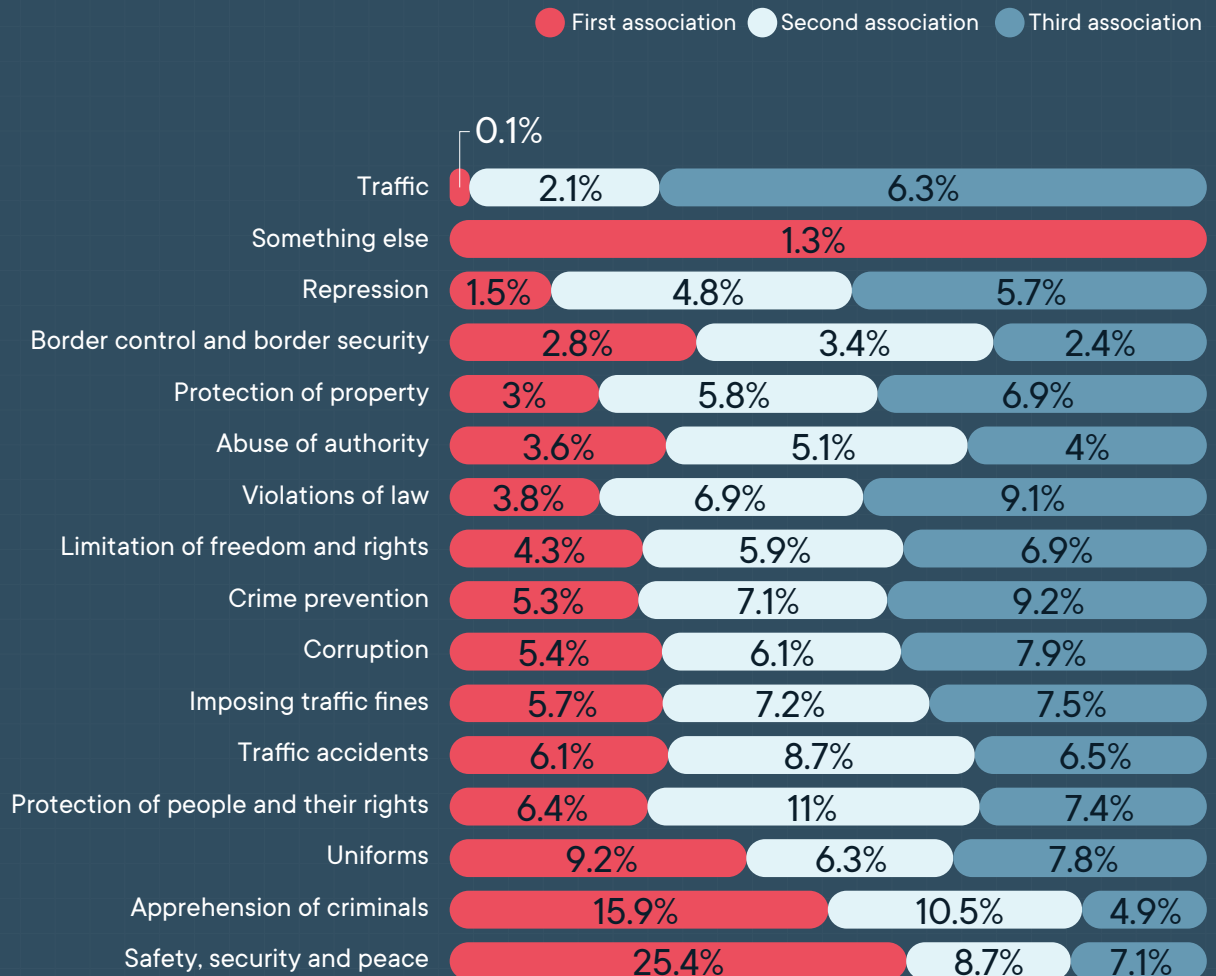
Here, it is very important to emphasize that, as in previous years, religious institutions, the army and the police are at the top of the scale when it comes to citizens' confidence in institutions. However, this year's research has one characteristic compared to last year's research. According to the results of a survey conducted this year, the police have the highest trust with 41.7%, the military is right behind with 41.4%, and 35.5% of respondents trust in religious institutions. Citizens have the least confidence in political parties (17.5%). When it comes to average trust ratings, the army is in first place with an average score of 3.17, the police are in second place with 3.14, and religious institutions are in third place with an average score of 3.11.

Average score



Survey results about the average trust ratings from 2020 research, which was conducted in the period after the parliamentary elections, were significantly different. At that time, religious institutions were dominantly in first place with an average score of 3.77, the army was second-ranked with an average score of 3.59, followed by the police as the third most trusted institution with an average score of 3.16.

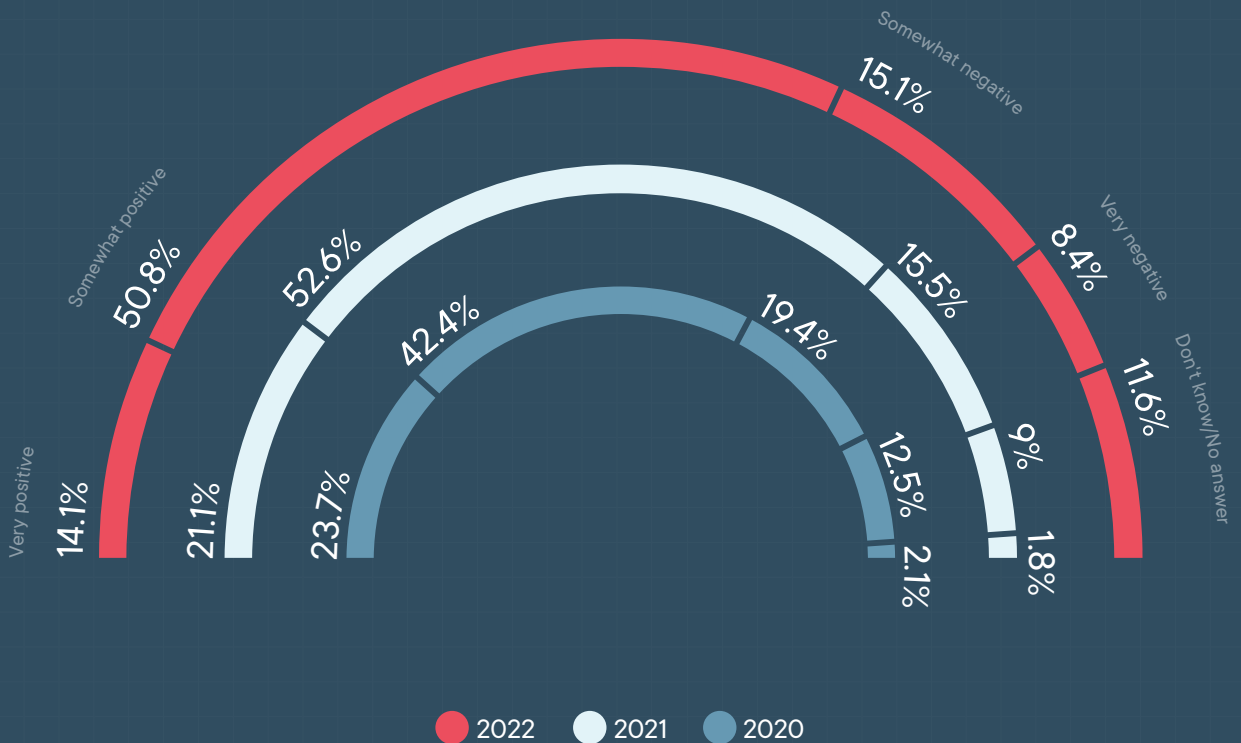
What are the first three things that come to your mind when you hear the word police?



Same as in last year's research, every fourth respondent (25.4%) thinks of safety, security and peace when they hear about police. For 15.9% of the respondents, police associate them with the arrest of criminals, while 9.2% of

them stated that the uniform comes to their mind when police are mentioned. Property protection (3%), border control and border security (2.8%), and repression (1.5%) are at the end of the list.

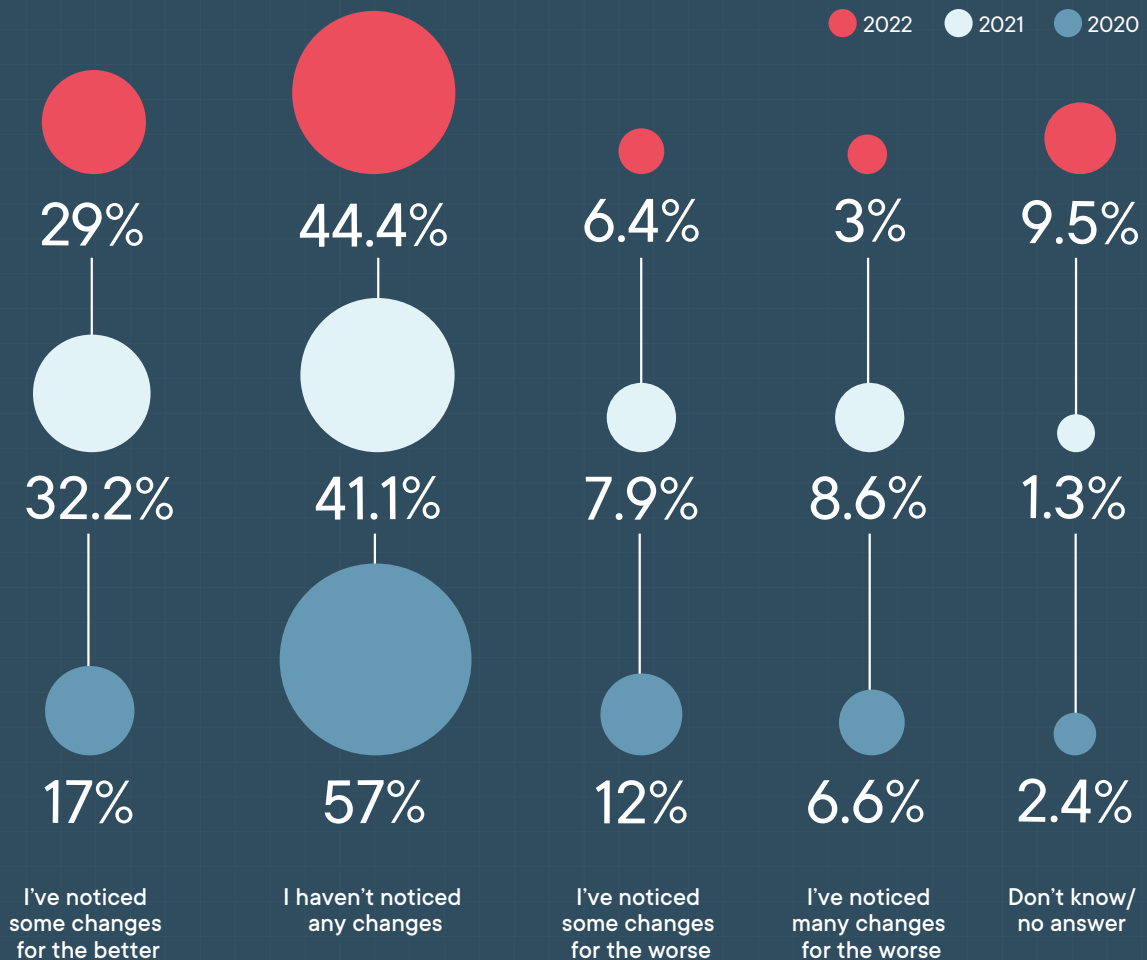
What is your general attitude towards the police?



The overall attitude towards the police is still very good. During this year's survey, as many as 64.9% of respondents expressed a mostly positive attitude on this matter. However, this result is worse compared to the survey conducted last year when 73.7% of respondents had a positive attitude towards the police. As many as 77% of respondents from the northern and southern regions have a dominantly positive attitude towards

the police, while this percentage of respondents from the central part of Montenegro is 50.1%, which is significantly lower than it the other two regions. When we talk about those who didn't have an attitude towards the police, this year's results show a significantly higher percentage of respondents (11.6%) who answered in this way, compared to the surveys conducted in the previous two years (2020: 2.1%; 2021: 1.8%).

Have you noticed some changes in police work over the past 12 months, either for the better or for the worse?

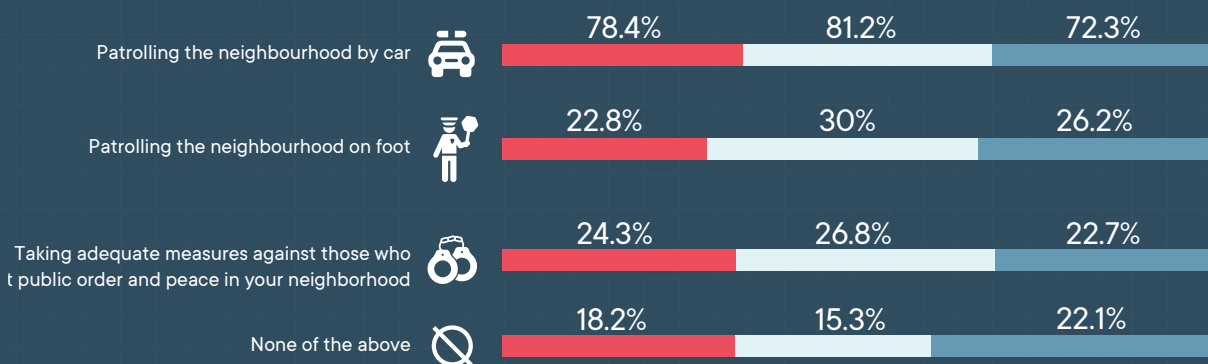


The next question is dealing with the changes in the work of the police in the previous 12 months. It should be pointed out that 36.6% of respondents noticed changes mostly for the better, while 44.4% of respondents did not notice any changes. When compared with the research conducted during the previous year, in this year's research the percentage of respondents who noticed changes mainly for the worse has decreased. In 2021, 16.5% of respondents pointed out that during 12 months they had noticed changes

mostly for the worse, while during this year's survey, that number was reduced to 9.4% of respondents. In the last 12 months, almost half of respondents with a master's degree have noticed changes in the work of the police and those changes were mostly for the better. Almost 60% of young people aged 18-25 did not notice any changes in the work of the police in the previous 12 months. Interestingly, 46% of respondents from the southern region noticed mostly positive changes in police work during this period.

In the previous 12 months, police officers in your neighbourhood have been:

● 2022 ● 2021 ● 2020



When it comes to the specific activities of police officers that citizens have noticed in the previous 12 months, as many as 78.4% of respondents (2021: 81.2%) answered that they noticed that police officers were doing their patrol activities in a police car, while 22.8% of respondents (2021: 30%) answered that they noticed that police officers carry

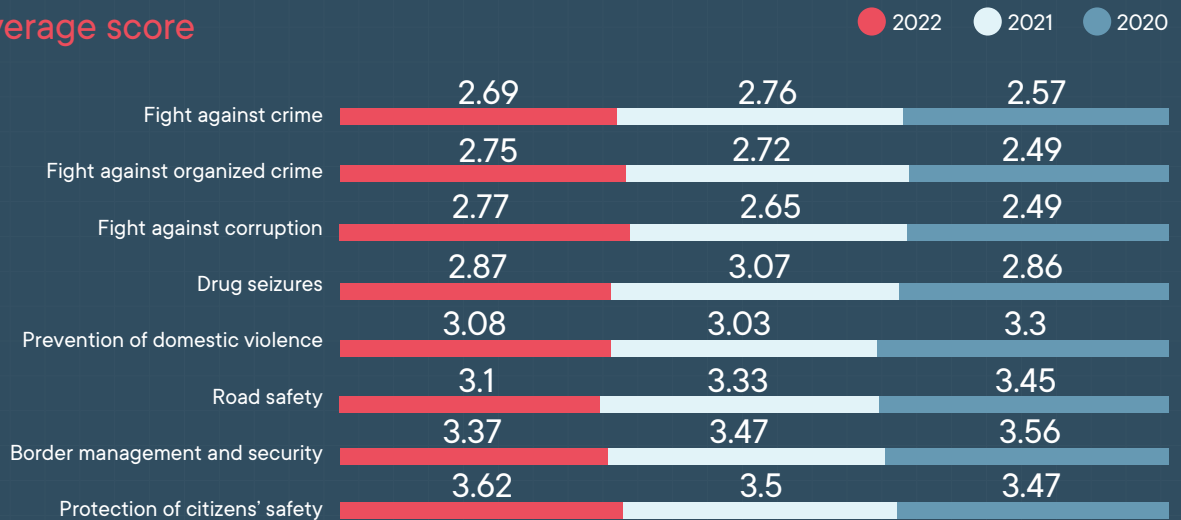
out patrol activities on foot. During the last 12 months, almost a quarter of the respondents (24.3%) noticed that police officers are taking adequate measures against those who disrupt public order and peace in their neighborhoods. Finally, 18.2% of respondents did not notice any of the above (2021: 15.3%).

How satisfied are you with the efficiency of the police in each of these areas?

	Very satisfied	Somewhat satisfied	Neither satisfied nor dissatisfied	Somewhat dissatisfied	Very dissatisfied	Don't know/ No answer
Protection of citizens' safety	21.7%	39.7%	19.3%	9.1%	6.8%	3.4%
Fight against corruption	7.2%	24.1%	21.6%	21.9%	19.1%	6.1%
Fight against crime	8.6%	20%	20.4%	24.7%	21%	5.3%
Drug seizures	7.7%	25.3%	23%	19.2%	16.9%	7.9%
Road safety	15.2%	27.3%	19%	19.6%	14.3%	4.7%
Fight against organized crime	8.5%	24.1%	18.4%	21.4%	21.8%	5.8%
Prevention of domestic violence	14.4%	24.7%	23.6%	17%	14.6%	5.8%
Border management and security	15.2%	32.2%	23.1%	10.5%	9.2%	9.7%

The efficiency of the police is one of the basic parameters when it comes to the overall citizens' perception of the level of police work and trust in the work of the police. This year's survey shows that 61.4% of citizens are generally satisfied with the efficiency of the police in protecting citizens' safety.

Average score



The average score of police efficiency in this segment is 3.62, and it is obvious that it is a positive trend compared to the average score of police efficiency in security protection in the last two years (2021: 3.5; 2020: 3.47). It

should be emphasized that the citizens are the least satisfied with the efficiency of the police in the fight against crime, which was evaluated with an average score of 2.69 (2021: 2.76).

To what extent do you agree with the following statements:

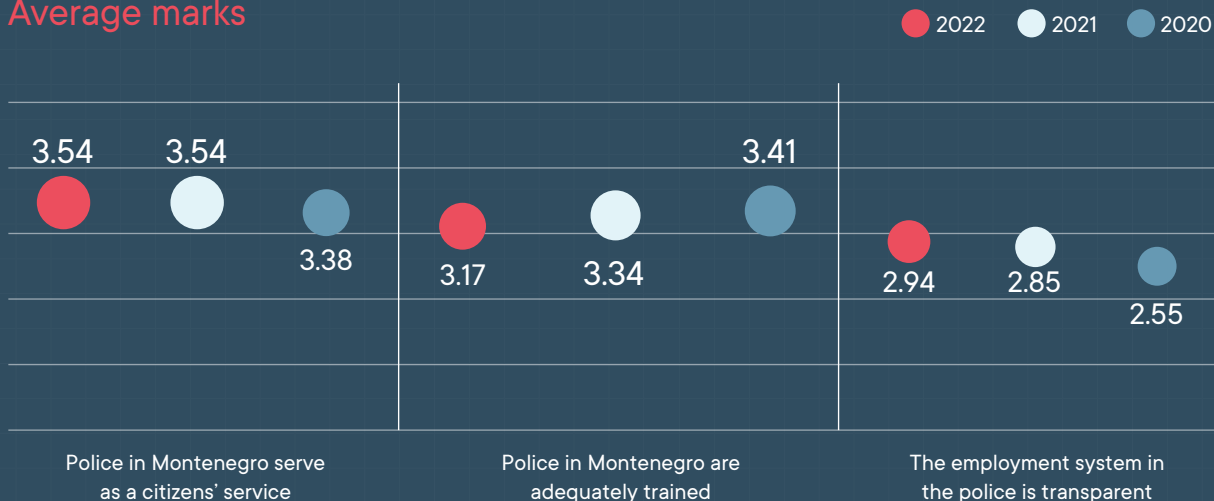
	Strongly agree	Somewhat agree	Neither agree nor disagree	Somewhat disagree	Strongly disagree	Don't know/No answer
Police in Montenegro serve as a citizens' service	18.5%	36.8%	21.8%	8.2%	7.8%	6.8%
The employment system in the police is transparent	11.4%	20.8%	23.3%	13.5%	17.8%	13.3%
Police in Montenegro are adequately trained	13.5%	25.7%	23.5%	10.5%	13.6%	13.3%

More than half of the respondents (55.3%) generally agree with the statement that the police in Montenegro serve as a citizens' service. Almost a third of respondents (31.3%) disagree that the employment system in the police is transparent, while 39.2% of respondents agree with the statement that the police in Montenegro are adequately trained. In the recently published annual European Commission Report on Montenegro, it was emphasized that the number of police officers in Montenegro is high. The EU

average number is 333 police officers per 100,000 inhabitants which was taken as a reference point. There are currently 730 active police officers per 100,000 inhabitants in Montenegro, with the fact that the European Commission Report noted that this number also includes police officers working on border security (about 1,300 of them), as well as a certain number of administrative officers in the Police Directorate which are not part of the total sample of similar research conducted in EU member states.

If the results were presented as average marks, it would look like this:

Average marks



If you had contact with a specific police service in the last 12 months, how satisfied were you with police performance in those situations?

	Very satisfied	Somewhat satisfied	Neither satisfied nor dissatisfied	Somewhat dissatisfied	Very dissatisfied	I didn't have contact/ Don't know
Police in respect of personal protection	11.1%	12.6%	7.4%	2.8%	3.4%	62.7%
Police in respect of the protection of property	7.1%	13.7%	9.4%	3.9%	2.7%	63.2%
Traffic police	17.7%	21.6%	12.7%	9.3%	6.7%	32%
Border police	17.1%	17.4%	12.1%	6.4%	3.9%	43.1%
Operational call centre 122	10.2%	16.1%	10.8%	3.6%	3%	56.2%
As a victim of a criminal offense	4.7%	11.4%	10.2%	5.5%	2.6%	65.5%
Intervention unit	6.3%	12.4%	9.4%	4.7%	4.7%	62.3%

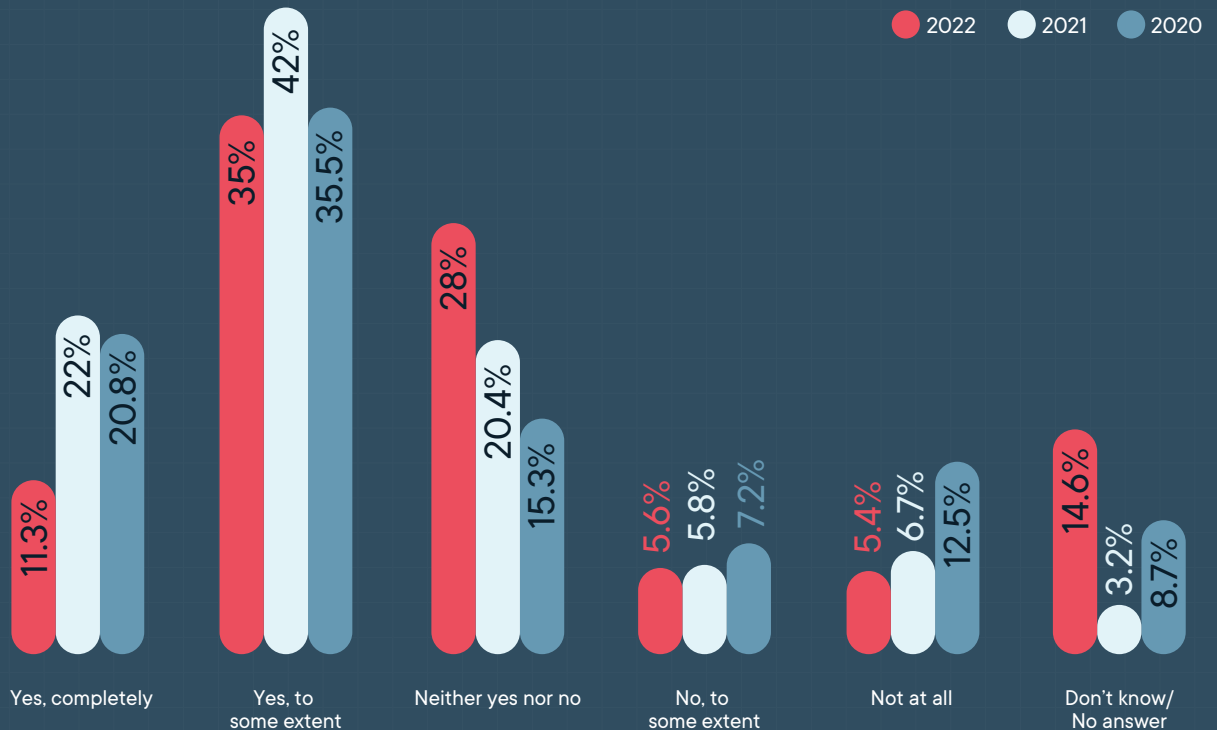
During this year's research, citizens had the opportunity to evaluate the work of the police concerning the situations in which they came into contact with certain police services during the previous 12 months. The results of the survey show that the largest percentage of citizens had contact with the traffic police and that 39.3% of respondents were

mostly satisfied with their interaction. Only 6.7% of respondents pointed out that they were very dissatisfied with the situations in which they came into contact with traffic police officers in the last 12 months. In addition to the traffic police, citizens had the most contact with the border police with 34.5% mostly satisfied respondents.

06

Citizens' attitudes about officers of the Police Directorate

Do police cooperate with citizens in your community?

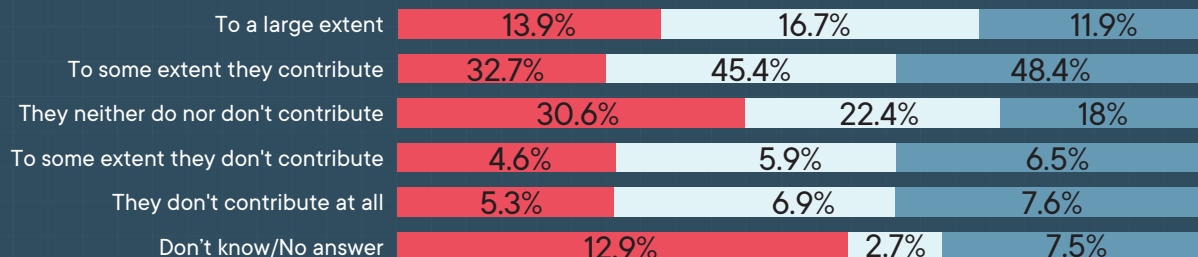


When it comes to police cooperation with citizens in their communities, this year's research results show a negative trend. According to the 2021 survey results, 64% of citizens pointed out that the police mostly cooperate with citizens in their communities, while this year the number of respondents who share this view dropped to 46.3%. On the other hand, when it comes to the respondents who gave a nega-

tive answer to this question, a slightly positive trend can be noticed, primarily concerning the results of the 2020 research when 19.7% of respondents pointed out that the police generally do not cooperate with citizens in their communities. The results of this year's research show that 11% of respondents have the opinion that the police generally do not cooperate with citizens in their communities.

To what extent do the local authorities and citizens contribute to security in your municipality?

● 2022 ● 2021 ● 2020



We can also see a certain negative trend when it comes to the question of how much local self-government bodies and citizens contribute to the security of their municipality. Namely, this year's survey shows that 46.6% believe that local self-government bodies and citizens contribute to security in their municipalities, while 5.3% of respondents pointed out that local self-government bodies and citizens do not contribute to se-

curity in their municipalities at all. During the 2021 survey, 62.1% of respondents gave mostly positive answers to this question. More than half of respondents (55.6%) from the southern region of Montenegro believe that local self-government bodies and citizens contribute to security in their municipality, while only 39.1% of respondents from municipalities in the north of Montenegro gave a mostly positive answer to this question.

Would you say that an average Montenegrin police officer is:

	Completely agree	Somewhat agree	Somewhat disagree	I don't agree at all	Don't know
Patient	14.6%	42.5%	20.7%	10.6%	11.6%
Professional	11.4%	43.3%	23.7%	10.5%	11%
Willing to help	16.8%	44.1%	17.9%	10.3%	10.9%
Efficient	11.2%	41.2%	22.8%	10.4%	14.4%
Kind	15.3%	46.6%	19.2%	9.2%	9.7%
Honest	11.2%	35.7%	23.6%	11%	18.4%
Fair	12.1%	34.5%	24.6%	11.2%	17.5%
Communicative	15.7%	44.7%	18.4%	9.3%	11.9%

As in previous years, we asked citizens to point out what qualities the average Montenegrin policeman has. Almost the same number of respondents believe that the three most recognizable qualities of Montenegrin police officers are kindness (61.9%), willingness to help (60.9%) and communicativeness

(60.4%). More than half of the respondents think that police officers are mostly professional (54.7%) and efficient (52.4%). At the end of the list, 46.9% of respondents believe that the Montenegrin police officers are honest, while 46.6% think that the characteristic that best describes them is fairness.

In your opinion and experience, do police officers treat the following groups with equal professionalism and respect:

	Absolutely yes	Mostly yes	Mostly no	Not at all	Don't know
Men and women	24.1%	36.8%	17.4%	12.9%	8.8%
Members of different ethnic (national) groups	14.2%	36.9%	21.1%	12.4%	15.4%
Members of different religious groups	16.4%	35.4%	19.3%	13.3%	15.7%
The rich and the poor	8.2%	26.6%	26.2%	25.5%	13.5%
Montenegrin citizens and foreigners	12.9%	30.5%	21.6%	18%	17.1%
Voters and supporters of different political parties	8.9%	31.9%	21%	20.5%	17.7%
Politicians and public officials in comparison to other citizens	10.4%	20.3%	26.9%	31.3%	11%
Public figures in comparison to other citizens	11%	21.7%	26.1%	28%	13.2%
Members of different sexual orientations	11.3%	30%	17.3%	18.2%	23.2%

Every year a significant part of the research is focused on citizens' attitudes about the way the Police Directorate officers treat certain groups of the population. As in previous research, respondents were offered a list of different social groups, and after that, they were asked whether police officers treat each of them with equal professionalism and respect. The survey results show that 60.9% of the respondents believe that the Police Directorate officers treat men and women equally, while almost a third of the respondents (30.3%) think that they mostly don't treat them equally or that they don't treat them equally at all.

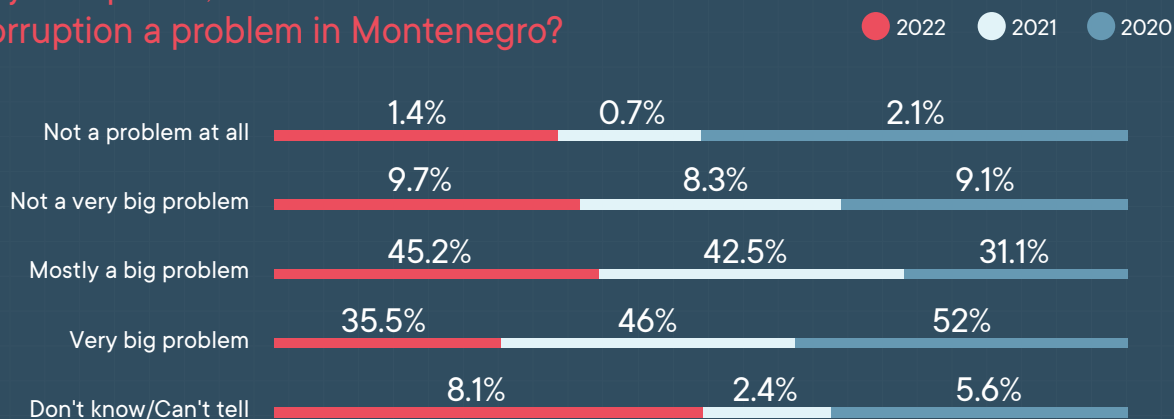
More than half of the respondents for the most part believe that the Police Directorate officers don't treat the rich and the poor equally, while a little more than a third of them still believe that they act equally regardless of the citizens' wealth status. Also, more than half of the respondents (58.2%) generally believe that police officers do not act with the same professionalism and respect towards ordinary people as they do with politicians and public figures. That police officers treat members of different sexual orientations equally think 41.3% of respondents, while 35.5% of them have the opposite opinion.

07

Perception of the fight against corruption in the police

The fight against corruption in Montenegro is one of the key aspects of the EU integration process. In the recently published European Commission Report on Montenegro, it is concluded that there is a need to effectively establish an integrated strategic approach to prevent and fight corruption, which indirectly indicates that decision-makers should change the approach to the prevention of corruption in all sectoral policies. In this context, there are already some indications that the Government of Montenegro will in the coming period proceed with the adoption of a strategic document, which will be the basis for the implementation of new policies concerning the fight against corruption in Montenegro.

In your opinion, to what extent is corruption a problem in Montenegro?



Exactly 80.7% (2021: 88.5%; 2020: 83.1%) among respondents recognized corruption as a visible problem in Montenegro, while 11.1% of respondents believe that corruption is not present a lot or that it is not a problem at all in Montenegro. More than 90% of respondents in municipalities in the northern part of Montenegro see corruption as a problem. In the population of young people aged 18–25, 16.8% of respondents don't know or cannot tell whether corruption is a problem in Montenegro.

The Police Directorate performs tasks related to the protection of citizens' safety and the rights and freedoms guaranteed by the Constitution. Police work and all other activities rela-

ted to the police work, as well as work related to the prevention of money laundering and terrorism financing, are carried out by the police within sectors, departments, security centres, security departments, groups, units and police stations, as well as within the financial intelligence unit. The police are led by a director who is responsible for his work to the Ministry of Internal Affairs and the Government of Montenegro. In the recently published annual European Commission Report on Montenegro, new legislative changes that introduced safeguards against political influence over the appointment or dismissal of the head of the police were welcomed, and they will serve as one of the key mechanisms for protecting the independence in the work of the Police Directorate.

To what extent do you agree with the following statements (positive and negative influence)?

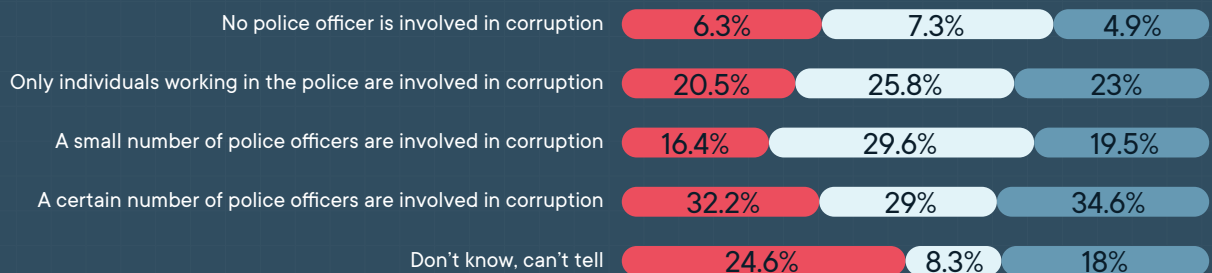
	Strongly agree	Somewhat agree	Neither agree nor disagree	Somewhat disagree	Strongly disagree	Don't know/No answer
Politicians at the national level have an influence on police work.	44.8%	31.7%	9.9%	1.7%	2.5%	9.3%
Citizens have an influence on police work.	12.3%	20.2%	23.1%	17%	17%	10.4%
Criminal groups have an influence on police work.	31.5%	36.5%	14%	3.8%	2.9%	11.2%
The media have an influence on police work.	13.9%	27.9%	26.1%	10.4%	8.7%	13%
Politicians at the local level have an influence on police work.	24.5%	33.8%	19.6%	6.4%	2.8%	12.9%
Civil society has an influence on police work.	11.4%	19.5%	25%	15.6%	12.7%	15.9%
The business sector has an influence on police work.	13.8%	24.9%	24.8%	8.6%	8.7%	19.2%
No groups have an influence on police work.	4.8%	8.3%	15.8%	15.9%	38.2%	17.1%

When it comes to different influences on the work of the police, as many as 76.5% of respondents agree that politicians at the national level have an influence on the work of the police, and as many as 44.8% of them fully agree with this statement. A total of 68% of respondents believe that criminal groups have an influence on police work, while 58.3% said the same about politicians at the

local level. That the business sector affects the work of the police think 38.7% of respondents. According to the results of this year's research, citizens (32.5%) and civil society (30.9%) have the least influence on police work. As many as 38.2% of respondents strongly disagree with the statement that no groups have an influence on police work.

What is your opinion on the potential involvement of police officers in corruption?

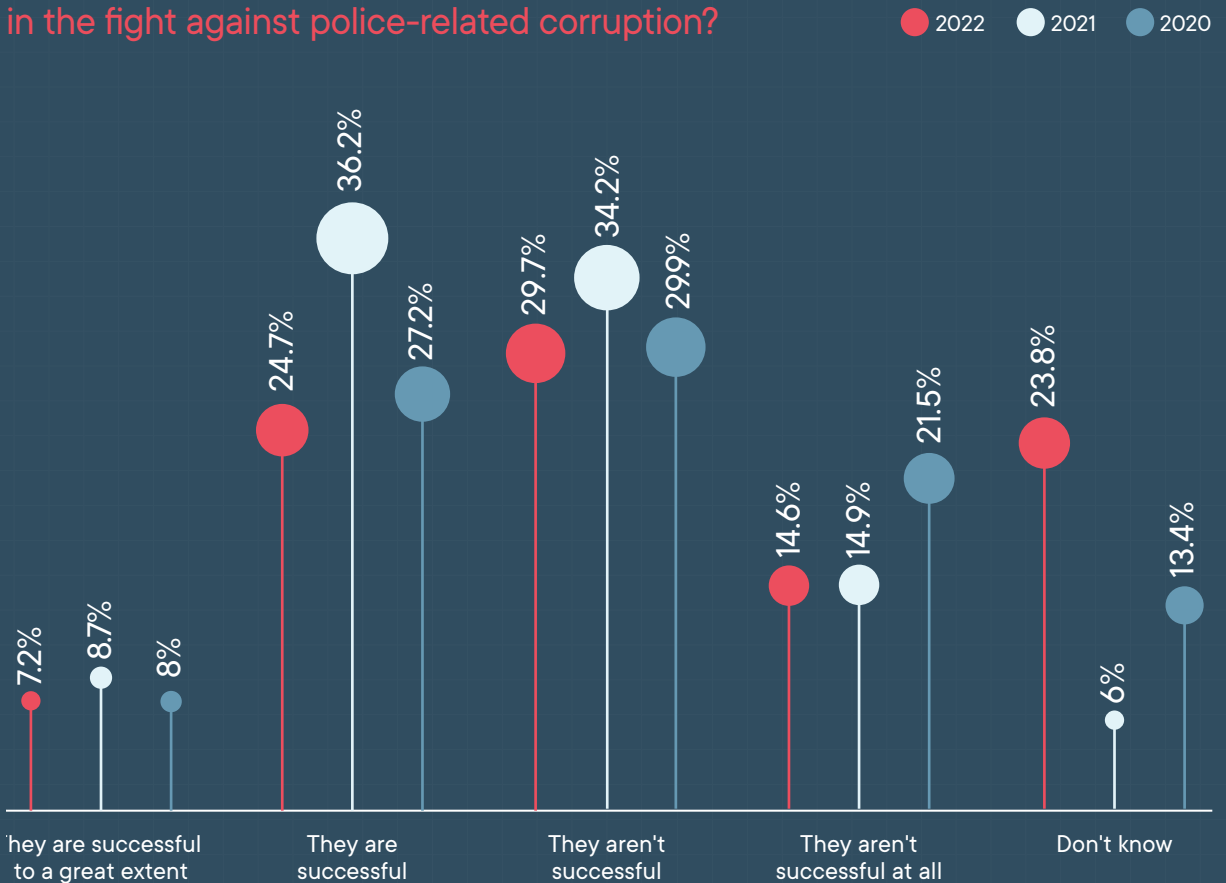
● 2022 ● 2021 ● 2020



Almost half of the respondents (48.6%) believe that a certain or small number of police officers are involved in corruption. Slightly more than twenty percent of respondents (20.5%) expressed an opinion that only some individuals working in the police are involved in corruption, while 6.3% believe that

no police officer is involved in corruption. In this part, we can see a certain positive trend in relation to the results of the 2021 research when 58.6% of respondents pointed out that a certain or small number of police officers were involved in corruption.

Do you think that the police are successful in the fight against police-related corruption?

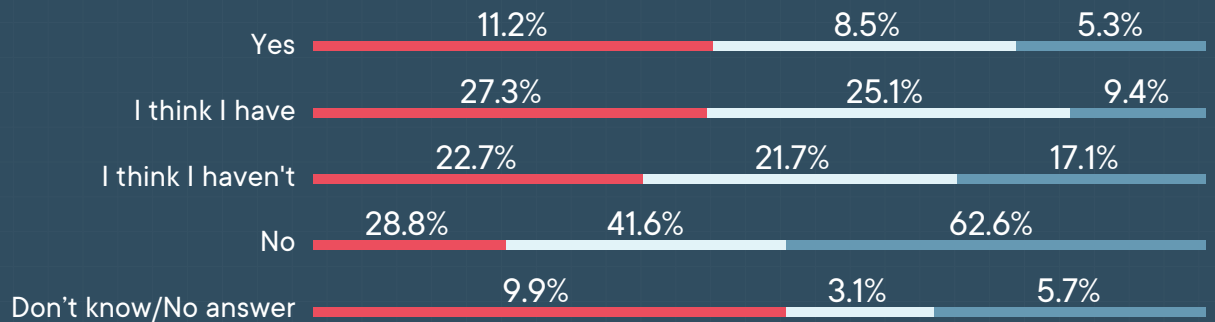


When asked about police-related corruption and whether the police are successfully dealing with this problem, 31.9% of respondents answered that the police are mostly successful in the fight against corruption inside the police, while 44.3% of respondents answered that the police are mostly unsuccessfully in the fight against police-related corruption. Here we can also notice a positive trend considering that in 2020 (51.4%) and 2021 (49.1%) this percentage was

higher. Therefore, the number of respondents who believe that police are not successful in the fight against police-related corruption, although still high, is lower than before. All this indicates that it is necessary to be more active in communication about the results of corruption prevention inside the Police Directorate, and all this can be achieved with the establishment of new mechanisms for the fight against corruption within the institution.

Have you heard of any specific activities aimed at suppressing corruption in the police over the past 12 months?

● 2022 ● 2021 ● 2020



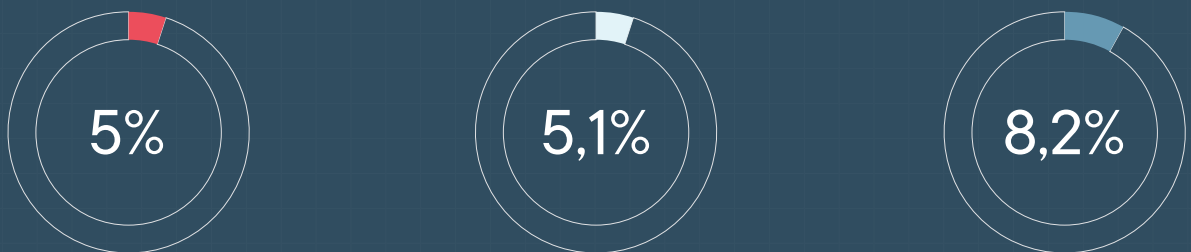
More than half of the respondents (51.5%) pointed out that they had not heard of activities aimed at suppressing corruption in the police in the previous 12 months, while 38.5% answered positively to this question. During last year's survey, the percentage of respondents who had not heard of activities aimed at suppressing corruption in the police was

33.6%, which is slightly lower than this year. Almost 1/2 of the respondents (49.7%) from the municipalities in the north of Montenegro stated that they are informed about these police activities, while this percentage is significantly lower in the municipalities in the central (35.1%) and southern (30.9%) region of Montenegro.

Over the past 12 months, have you or a member of your family ever OFFERED a bribe in any form to a police officer in order to avoid being punished?

% answered with Yes

● 2022 ● 2021 ● 2020



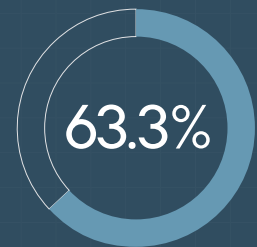
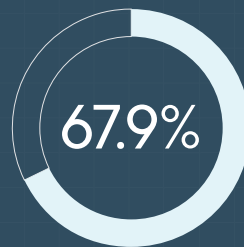
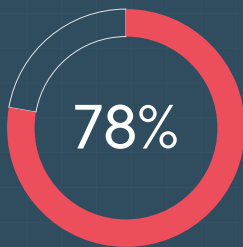
When asked whether they or members of their families have, in the previous 12 months, offered a bribe in any form to a police officer to avoid being punished, 5% of respondents answered Yes, while 95% answered

No. During two surveys conducted in 2020 and 2021, the percentage of respondents who answered positively to this question was 8.2% (2020) and 5.1% (2021).

Over the past 12 months, have you or a member of your family PAID a bribe in any form, i.e. has the police officer accepted the bribe you offered?

% answered with Yes

● 2022 ● 2021 ● 2020



Those who opted for the Yes answer (5%) were asked about the police officer's reaction. Out of that number, 78% respondents claimed that a police officer accepted a bribe. Last year 67.9% of respondents said that they are familiar with the situation in which the policeman accepted the bribe that was offered to him, while in the

2020 survey this result was 66.3%. It is interesting that 8.1% of respondents aged 25-34 indicated that they or members of their families have paid a bribe to a police officer in the previous 12 months to avoid being punished. Also, 6.4% of respondents from the central region answered this question with Yes.

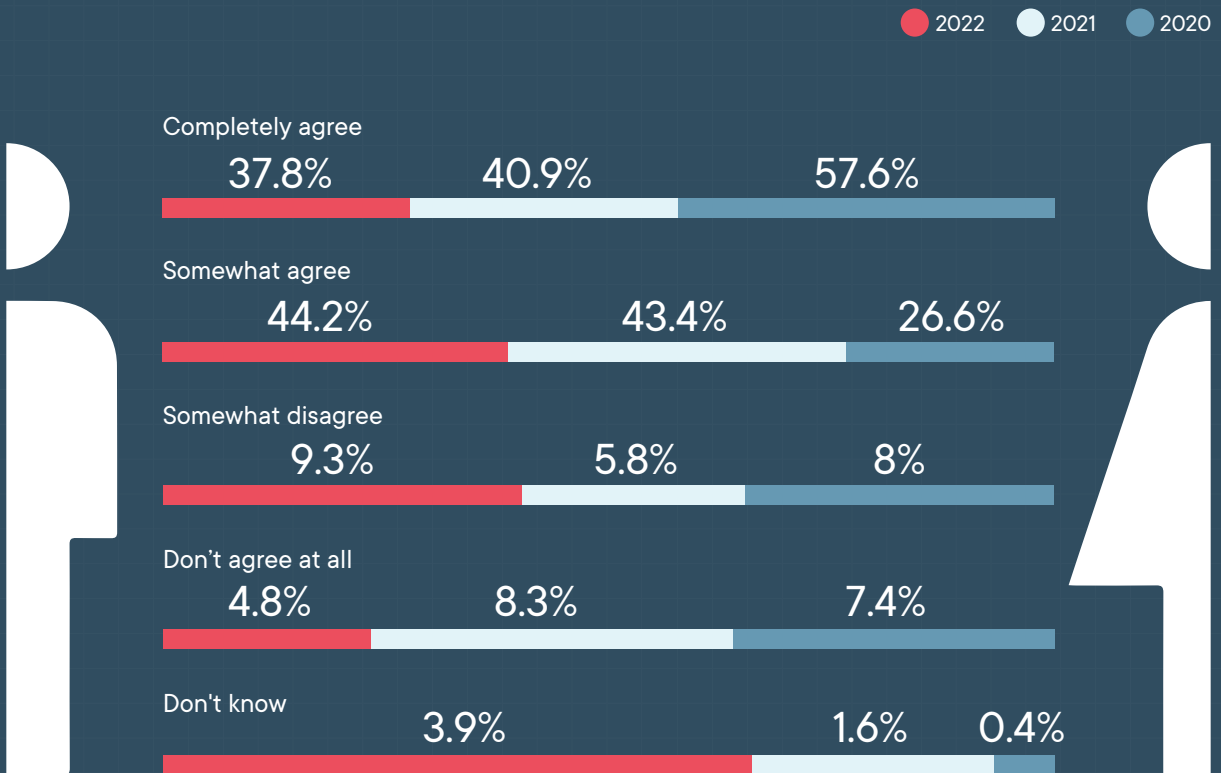
08

Gender policies within the Police Directorate

The Constitution of Montenegro guarantees the equality of women and men, obliges the state to develop a policy of equal opportunities, and prohibits any form of direct or indirect discrimination. The Law on Gender Equality promotes gender equality as one of the basic principles of the legal system and explicitly prohibits discrimination based on gender. Gender equality means equal participation of women and men, as well as persons of different gender identities in all spheres of the public and private sector, equal position and equal opportunities to exercise all rights and freedoms and use personal knowledge and skills for the development of society, as well as realize equal benefits from work achievements. According to the provisions of the Law on Gender Equality, in order to achieve gender equality in all phases of planning, making and implementing decisions, as well as taking actions in their competency, the state organs, organs of state administration and local self-government, public institutions, public enterprises and legal persons exercising public authority are obliged to assess and evaluate the impact of those decisions and activities on the position of women and men.

Gender policy was one of the goals of the Police Development Strategy 2016-2020, which was predominantly aimed at increasing the representation of women in performing police duties. According to the analytical findings of the research conducted in 2020 by the experts of the OSCE Mission to Montenegro, both male and female police officers of the older generation state that working in the police is mostly a “man’s job”, while on the other hand, younger male and female police officers believe that police work is a job suitable for both man and women. During this research, all respondents within the Police Directorate agreed that women are underrepresented in the Montenegrin police and that increasing their number would add value to the work of the police, improve performance and increase public trust. By analysing the results of the research presented in the following graphics, we will show the views of citizens on these issues.

In general, do you consider men and women equally capable of performing police work?



This year's research results show that 82% of respondents (2021: 84.3%; 2020: 84.2%) believe that men and women are equally capable of performing police work. Out of this number, 37.8% believe that men and women are fully equally capable to perform police work.

In this part of the research, a negative trend can be identified in relation to the previous two surveys, given that in 2020, as many as 57.6% of respondents pointed out that men and women are equally capable of performing police work, while last year the percentage of respondents with the same opinion was 40.9%. During this year's survey, 14.1% of respondents disagreed with the view that men and women are equally capable of performing

police work. Of this number, 41% believe that women are not for that kind of job, while 34.9% think that women are too gentle, and 17.7% believe that men are more ready to do such work. Female respondents generally believe that men and women are equally capable of performing police work, with 86.8% of them supporting this position, while 9.4% of female respondents do not share the opinion that men and women are equally capable of performing police work. Almost 1/5 of respondents from municipalities in the north of Montenegro do not agree with the view that men and women are equally capable of performing police work, while the percentage of respondents from the southern region who have the same opinion is significantly lower (7.6%).

Do you think that men and women are equally capable of working in/on:

	Completely agree	Somewhat agree	Somewhat disagree	Don't agree at all	Don't know
Police in general	41.7%	38.7%	9.5%	5.5%	4.6%
Traffic police	39.5%	38.9%	10.8%	6.1%	4.7%
Police in the local community	40.4%	38.8%	10.2%	5.2%	5.4%
Crime investigations	32%	32.2%	18.4%	11.3%	6%
Border police	35.8%	33.2%	15.4%	8.8%	6.7%
Gender-based violence	41%	34.8%	12.1%	6.3%	5.7%
Police special operations units	31%	25.7%	19.4%	17.2%	6.7%
Administrative tasks	62.1%	29.1%	2.8%	1.7%	4.2%
Police management	61.2%	28.3%	4.1%	2%	4.3%

That men and women are equally capable of working in the police think 80.4% of citizens. Over 90% of the respondents believe that men and women are generally equally capable of working on administrative and management tasks in the police. On the other hand, slightly more than half of the respondents believe that men and women are generally equally capable of working within

the police special operations units (17.2% don't agree with this at all), while 64.4% of them think that men and women are generally equally capable of working on crime investigations. When it comes to the work on detecting gender-based violence, 75.8% of respondents believe that men and women are equally capable of working in this field.

How would you rate the following statements?

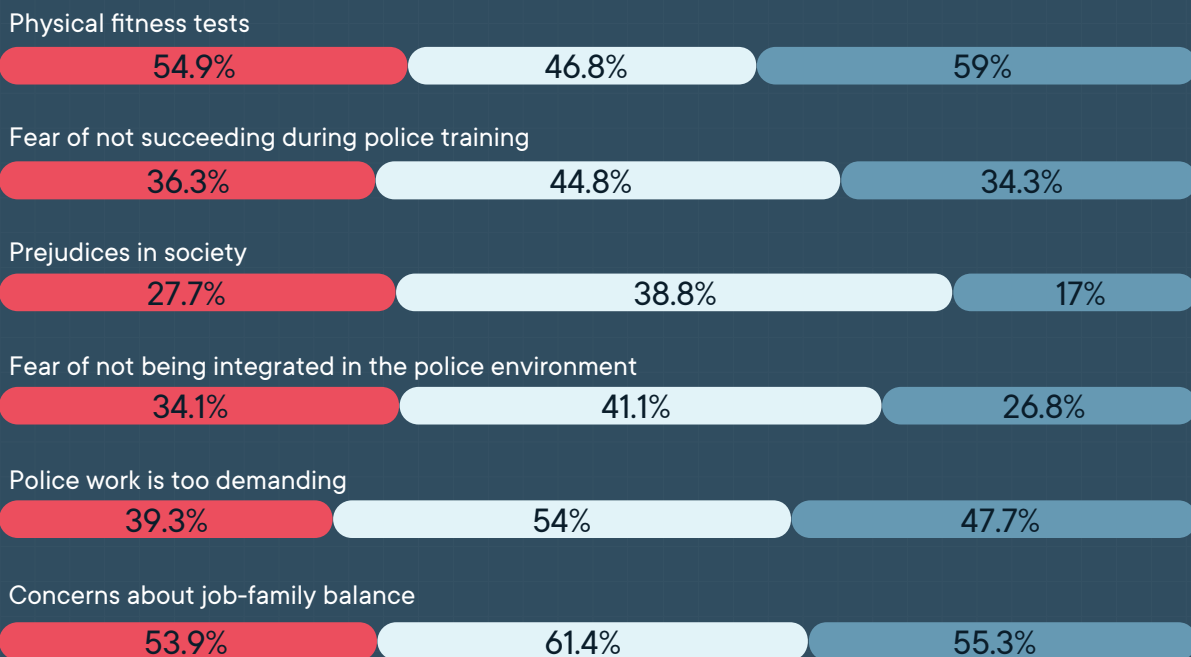
	Completely agree	Somewhat agree	Somewhat disagree	Don't agree at all	Don't know
Women can do any job, including the job of a police officer.	43.8%	34.6%	10.1%	5%	6.4%
Policewomen are more capable of building trust and confidence with people and groups in local communities.	39.2%	35.7%	11.8%	4.4%	8.8%
Women in Montenegro make up more than half of the population, so we need more policewomen in service.	40.9%	36.1%	10.2%	4.5%	8.2%
A policewoman can faster establish contact and trust with a female victim of domestic violence or some other kind of violence against women.	44.9%	36.9%	6.8%	3.5%	7.8%
Mixed patrols with policemen and policewomen contribute to faster and more open cooperation between citizens and police.	42.6%	34%	9.2%	4.6%	9.5%
A female victim of human trafficking has more confidence in a policewoman.	43.6%	35.1%	8.3%	2.9%	10%

Given that women make up more than half of the total population in Montenegro, 77% of respondents agree with the statement that more women should be employed in the police service. Almost 4/5 of respondents (78.4%) believe that women can do any job, including the job of a police officer, while 5% of them do not agree with this statement at all. Statement that policewomen are more capable of building trust and confidence with people and groups in local communities is supported by 74.9% of

respondents, while 81.8% believe that a policewoman can faster establish contact and trust with a female victim of domestic violence or some other kind of violence against women. More than two-thirds of respondents believe that a female victim of human trafficking has more trust in a policewoman. Finally, 76.6% of interviewees expressed a positive attitude towards the claim that mixed-gender police patrols can contribute to efficient and more open cooperation between citizens and the police.

If you were considering a career in the police, what would be your main concern?

● 2022 ● 2021 ● 2020



Only female respondents were asked about what their main concerns would be if they were considering a career in the police. More than half of them stated they would mostly be concerned with physical fitness tests (54.9%) and about balancing work and family life (53.9%).

Research results conducted in 2020 and 2021 show similar data. This year, more than half of female respon-

dents pointed out that prejudices in society would not be their main concern when considering a career in the police, while 27.7% of them indicated that society's prejudices would be their concern if they were considering this kind of job (2020: 17%; 2021: 38.8%). Fear of failure during police training would be a concern for 36.3% of female respondents (2021: 44.8%), while 39.3% of them believe that police work is too demanding (2021: 54%).

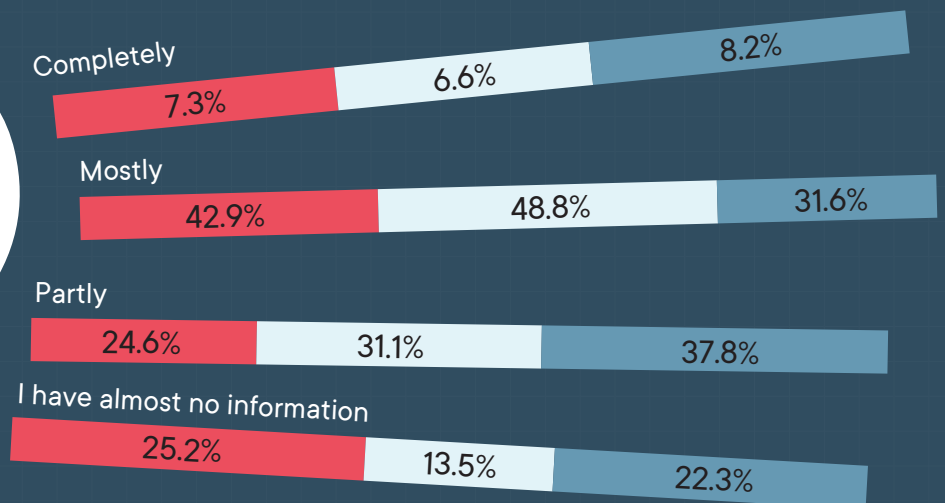
09

How informed the citizens are about the police

The availability of information about the way the Police Directorate is functioning is the main assumption for increasing the level of citizens' trust in the work of this state body. In the previous period, some progress has been made when it comes to establishing the cooperation of the Police Directorate with non-governmental organizations and the media, which should be key partners of the police in raising the level of information among citizens about the mission and activities of the police at the national and local level.

Generally speaking, how informed are you personally about the work of the police?

● 2022 ● 2021 ● 2020



The results of the research show that half of the respondents (50.2%) are mostly informed about the work of the police (2021: 55.4%; 2020: 39.8%), while the other half of the respondents (49.8%) are partially or completely uninformed about police work. Around 25% of the respondents pointed out that they have almost no information about the work of the police, which is a worse result compared with the 2020 survey data when 13.5% stated that they have almost no information about the work of the police. More than 1/2 of the respondents aged 18-24 (51.3%) generally don't have information

about police work, out of which 34.5% stated that they have almost no information. More than 2/3 of the respondents (77.3%) from the municipalities in the northern part of Montenegro pointed out that they mostly don't have information about the work of the police, while almost half of them (46.4%) stated that there they have almost no information about the police work. These results indicate that it is necessary to implement more activities with the goal to improve the level of information that citizens in the northern part of Montenegro receive about the work of the police.

If you are uninformed or just partially informed, could you state why is that so?

The police are a closed institution and they do not provide enough information

50.8%

The information is superficial and too general, there is no discussion on specific topics that interest me

49.8%

There is not enough information in the media

48.6%

There is too much talk about corruption and organized crime and not enough about other issues that the police deal with

46.8%

I am not interested in this topic

41.9%

The terminology used about this issue is unclear to me

23.6%

I don't understand what that is all about

15.9%

Out of almost half of the respondents (49.8%) who pointed out that they are not informed enough about the work of the police, as main reasons why they have this impression they stated that the police are a closed institution that does not provide enough information (50.8%), that the information about the police is superfi-

cial and too general and that there is no discussion about specific topics that interest them (49.8%), that there is not enough information in the media (48.6%) and that there is too much talk about corruption and organized crime, and too little about other topics that the police deal with (46.8%).

How do you keep yourself informed about the work of the Montenegrin police?

Television

35.6%

Online portals

33.2%

Relatives and friends

11.8%

Newspapers

9.8%

Twitter

3.8%

Facebook

3%

Schools and universities

1%

Instagram

1%

Radio

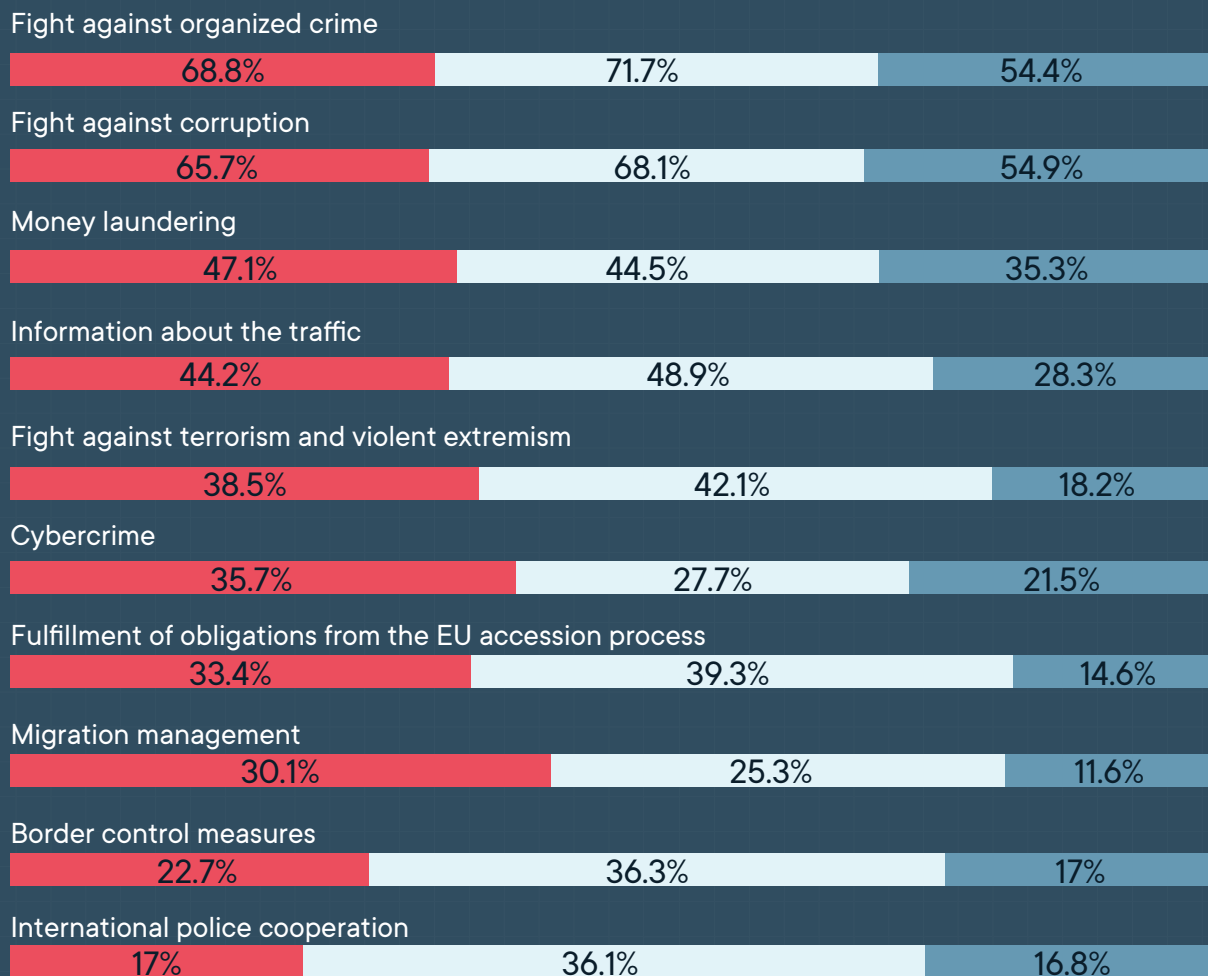
0.8%

Citizens are most often informed about police work through television (35.6%) and internet portals (33.2%). Newspapers, mainly daily magazines, were cited by 9.8% of respondents as the main source of information about police work, while 11.8% of them pointed out that they get information about police work through friends and relatives. A limited percentage of respondents get information about police work through social networks like Facebook (3%), Twitter (3.8%) and Instagram (1%). More than half

of respondents aged 18-24 (51.7%) and 25-34 (53%) cite internet portals as the dominant source of information about police work. Over 65% of respondents over the age of 64 receive information about police work through television. When it comes to respondents from municipalities in the south of Montenegro, 40.6% of them receive information about this topic via internet portals, while 39.1% of respondents from the north part of Montenegro get this kind of information through television.

What topics regarding police work would you like to be more informed about?

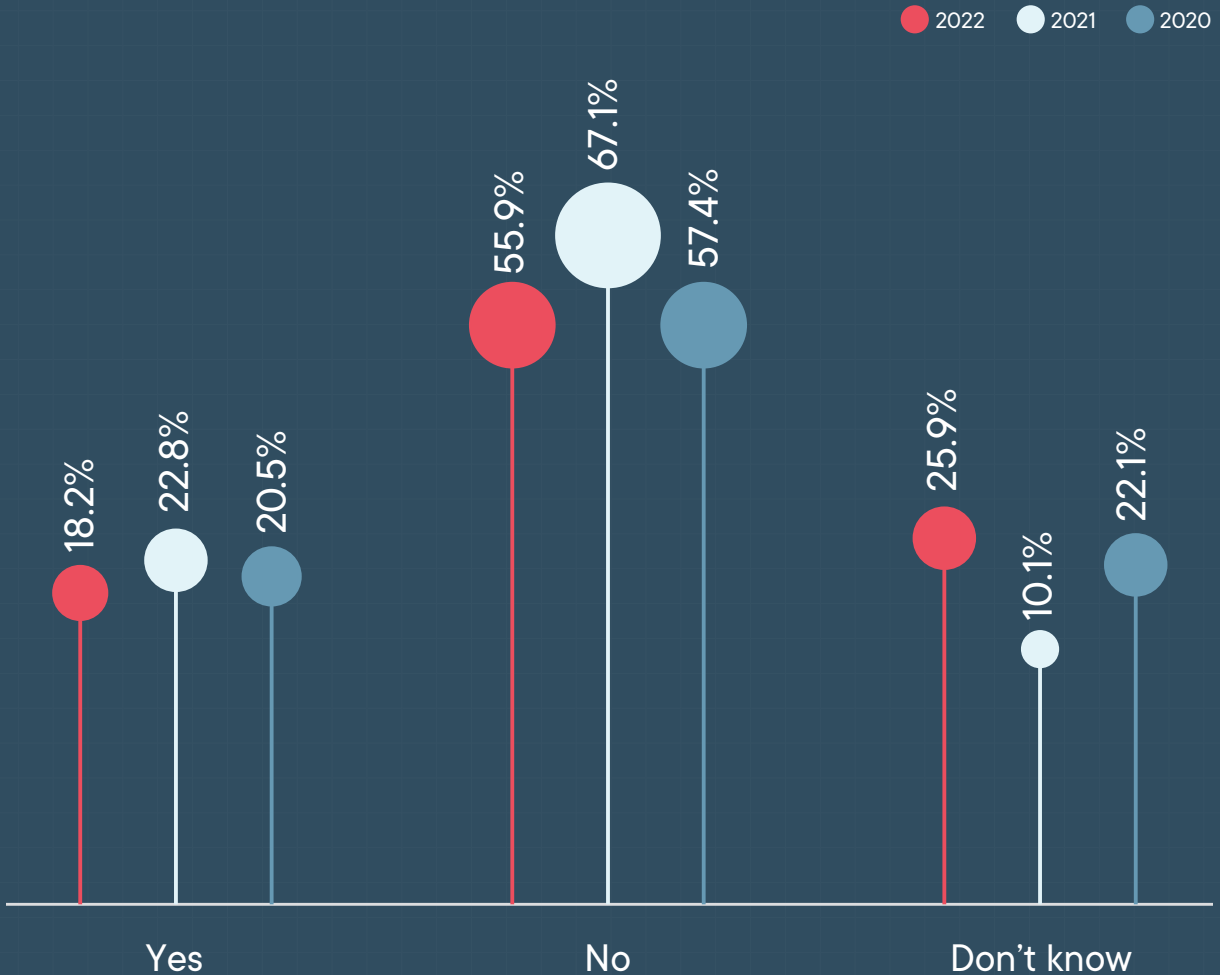
● 2022 ● 2021 ● 2020



According to the survey results, the largest percentage of respondents (68.8% of them) would like to have more information about the police work in the fight against organized crime (2021: 71.7%; 2020: 54.4%), while information on the fight against corruption was the first choice for 65.7% of them (2021: 68.1%; 2020: 54.9%). Regarding the police activities in the fight against money

laundering, 47.1% of respondents would like to have more information about this topic (2021: 44.5%; 2020: 35.3%), while 44.2% of respondents chose traffic as their subject of interest (2021: 48.9%; 2020: 28.3%). Respondents are not particularly interested in information on international police cooperation (17%) and border control measures (22.7%).

In case you are interested in working in the police, do you think that you have access to enough information about the recruitment procedures?



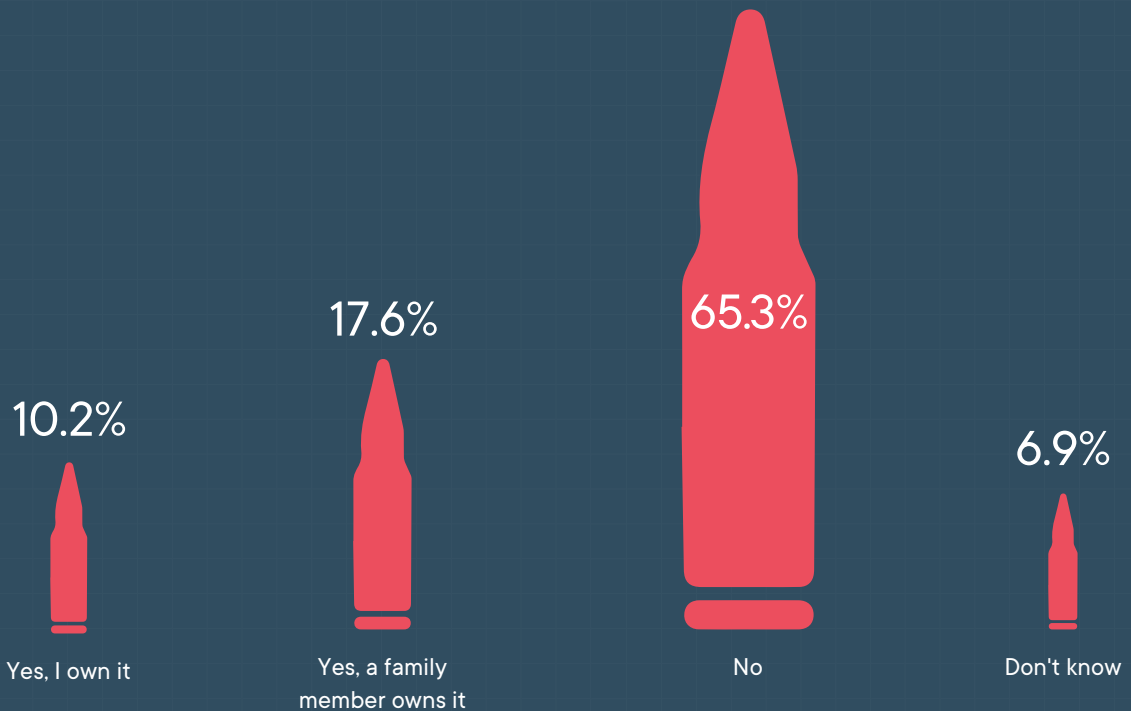
In case they are interested in working in the police, 18.2% of respondents pointed out that they have access to a sufficient amount of information about the procedures for entering the police service (2021: 22.8%), while 55.9% believe that there is not enough information about the police recruitment process (2021: 67.1%). Every fourth respondent aged 18-24 believes that there is enough information about the recruitment process for those who want to be part of the police, while almost 60% of respondents

aged 25-34 think that there is not enough information about the procedures for entering the police service. Almost 60% of the respondents from the municipalities in the central and southern part of Montenegro pointed out that there is not enough information about the methods of recruitment into the police, while slightly less than half of the respondents from the municipalities in the north of Montenegro stated that there is not enough information on this topic.

10

Citizens
and firearms

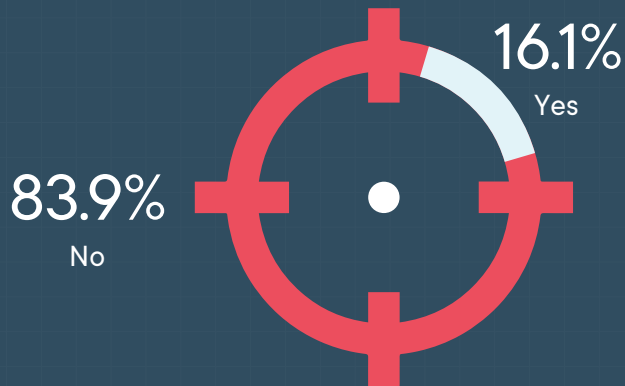
Do you or a member of your family possess a firearm?



When asked whether they or their family members possess firearms, 27.8% of the respondents gave an affirmative answer, while 65.3% of them said that neither they nor their family members have firearms in their possession. There were 6.9% of those who said that they don't know the answer to this question. Every fifth male respondent pointed out that he personally owns a firearm, while almost two-thirds of the female respondents stated that

neither they nor their family members own firearms. A quarter of respondents from municipalities in the central region of Montenegro answered that they or their family members own firearms. When we talk about 18-24 years old respondents, 3.4% of them answered that they own a firearm. Every fourth respondent with only primary school education pointed out that members of their family own firearms.

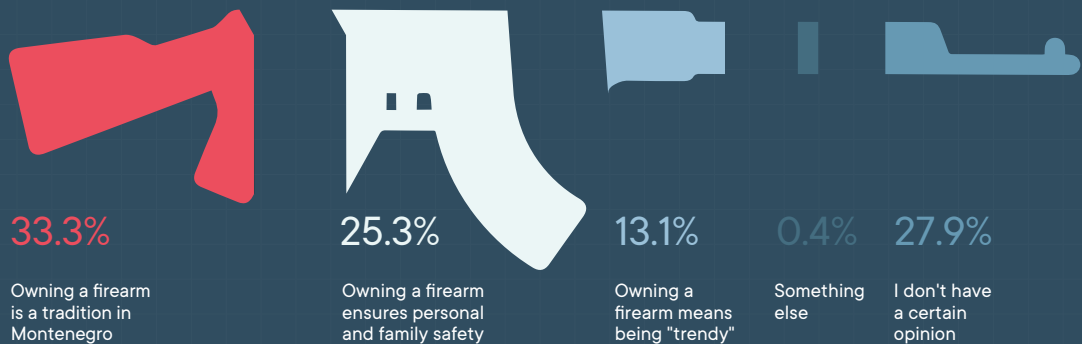
Do you think that citizens should possess firearms?



Just 16% of respondents believe that citizens should possess firearms, while 83.9% are against it. Out of those who answered in favour of the right to possess firearms, 95.6% pointed out that citizens should own weapons for their own safety, while 4.4% said that tradition preservation is the reason why citizens should own firearms. In relation to this

question, it should be emphasized that 93.6% of female respondents believe that citizens should not own weapons, while 25.9% of male respondents believe that citizens should own weapons. Around 20% of respondents over the age of 64 believe that citizens should own weapons, while 19.3% of those aged 18-24 also agree with this statement.

In your opinion, what is the main reason why someone owns a firearm?

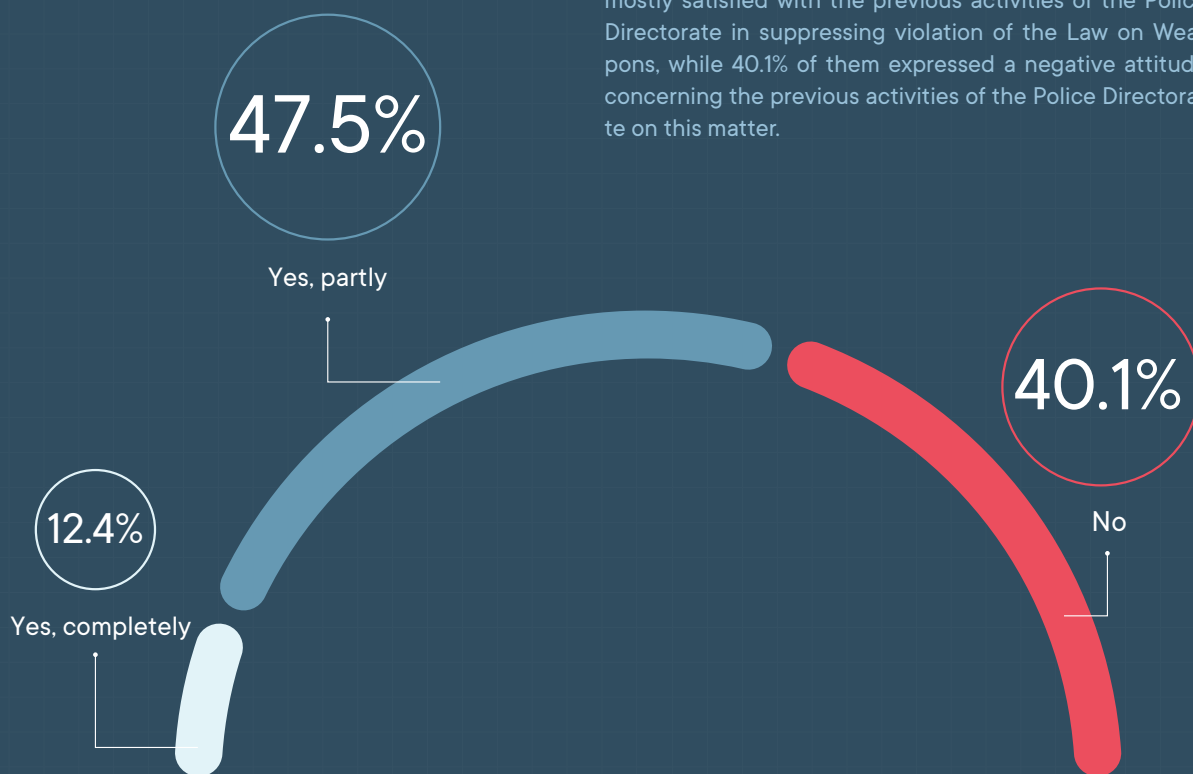


Exactly 1/3 of respondents believe that owning a firearm is a tradition in Montenegro, while 1/4 of them think that owning a firearm ensures personal and family safety. Slightly more than 13% believe that possessing a firearm means being “trendy”, while 27.9% of respondents don’t have a particularly defined opinion about this question.

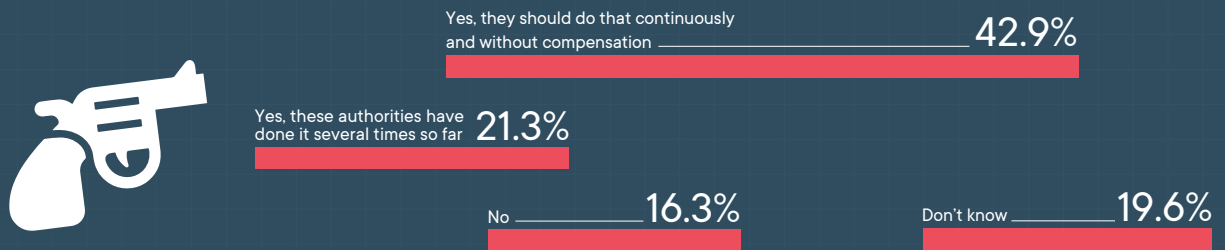
Almost half of the respondents (46.6%) over the age of 64 believe that owning a firearm is a tradition in Montenegro, while 1/5 of respondents aged 18-24 think that having a firearm means being in “trend”. Almost a third of men believe that owning a firearm ensures personal and family safety.

Are you satisfied with the current activities of the Police Directorate of Montenegro in suppressing violations of the Law on Weapons?

Slightly less than 60 percent of interviewees (59.9%) were mostly satisfied with the previous activities of the Police Directorate in suppressing violation of the Law on Weapons, while 40.1% of them expressed a negative attitude concerning the previous activities of the Police Directorate on this matter.



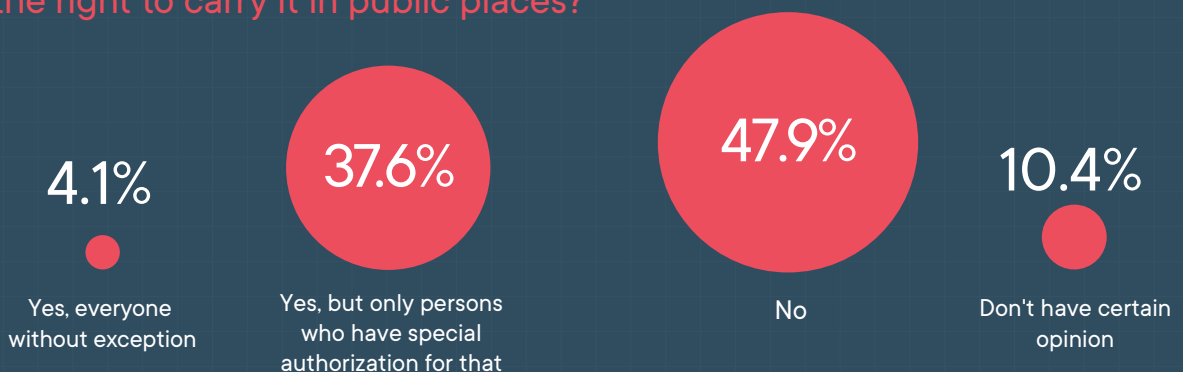
Do you think that the Ministry of Internal Affairs and Police Directorate of Montenegro should legalize undeclared firearms when there is a legal basis for possessing a firearm?



When it comes to the legalization of firearms, interviewees were asked whether they think that the Ministry of Interior Affairs and the Police Directorate should legalize undeclared firearms when there is a legal basis for possessing them. In total, 64.2% of respondents stated that

these authorities have already done it several times so far (21.3%) and that they should continue doing that (42.9%). Almost 20% of respondents did not know how to answer this question, while 16.3% of them were against the legalization of undeclared firearms.

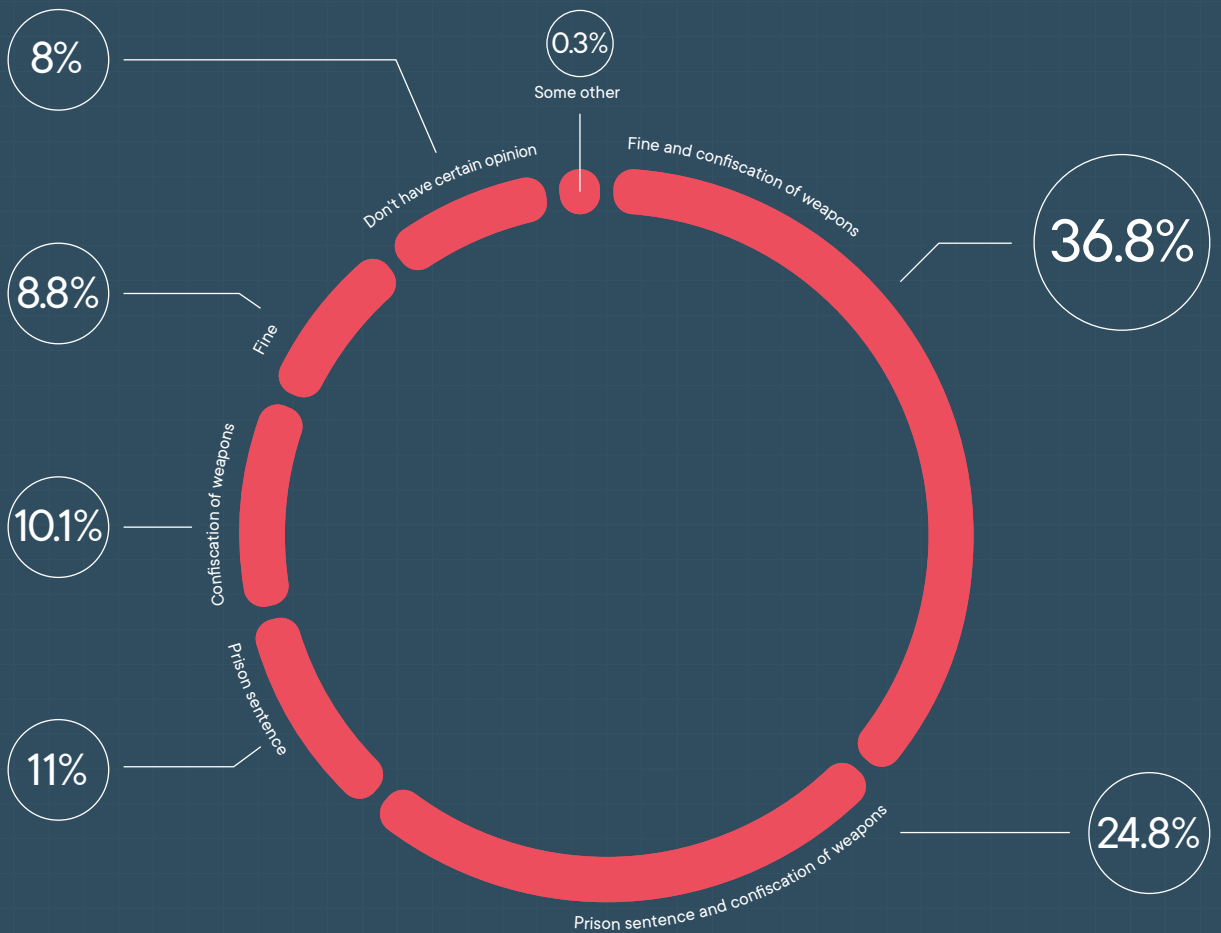
Does a person who receives a license to possess a firearm, in addition to being able to own that weapon (therefore, to keep it at home), also have the right to carry it in public places?



When asked whether a person who receives a license to possess a firearm, in addition to being able to own that weapon and keep it at home, also has the right to carry it in public places, almost half (47.9%) of the respondents pointed out that weapons in legal possession should not be carried in public places, while 4.1% of interviewees stated that all persons without exception can carry weapons in public places. More than 1/3 of the respondents (37.6%) answered that only persons who have special

authorization can carry firearms in a public place. More than half of female respondents believe that legally owned weapons should not be allowed to be carried in public. More than 50% of respondents with a secondary education think that only persons who have special authorization can carry weapons in a public, while 6.4% of respondents from municipalities in the central region of Montenegro believe that all persons without exception should be allowed to carry weapons in public places.

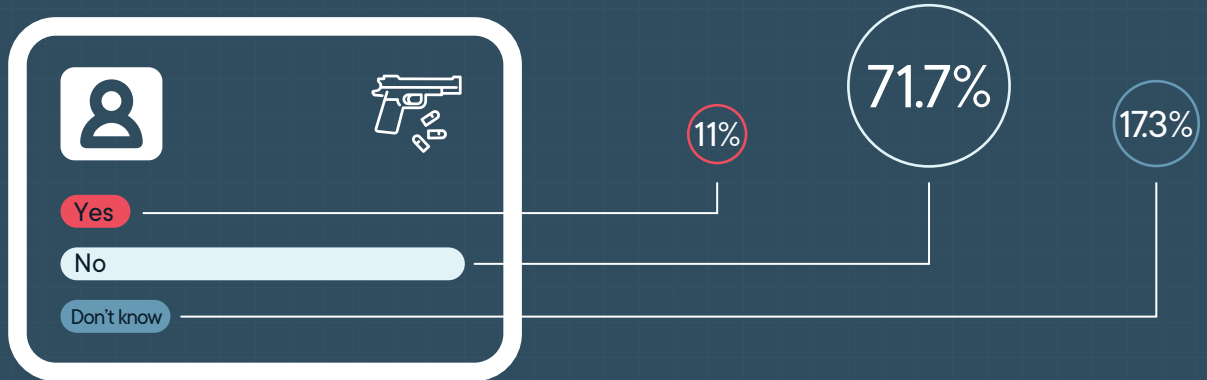
In your opinion, what is the most effective punitive measure that should be carried out to suppress violations of the Law on Weapons?



When it comes to the most effective punitive measures that should be carried out in order to suppress violations of the Law on Weapons, 36.8% of citizens believe that fines and confiscation of weapons are the best methods, while 1/4 of respondents think that the most effective punitive measure is imprisonment and confiscation of weapons. Every tenth respondent believes that only confiscation of weapons is the most effective punitive measure, while 8.8% of respondents said that writing fines is the solution. More than a third of female respondents (36.1%) chose fine and confis-

cation of weapons as the most effective punitive measure, while almost 30% of female respondents believe that in order to suppress violations of the Law on Weapons, the most effective measure is a prison sentence for offenders and confiscation of weapons. Almost half of the respondents from municipalities in the south of Montenegro believe that the most effective punitive measure is a fine and confiscation of weapons, while 30.9% of respondents from municipalities in the north of Montenegro have decided in favour of imprisonment and confiscation of weapons.

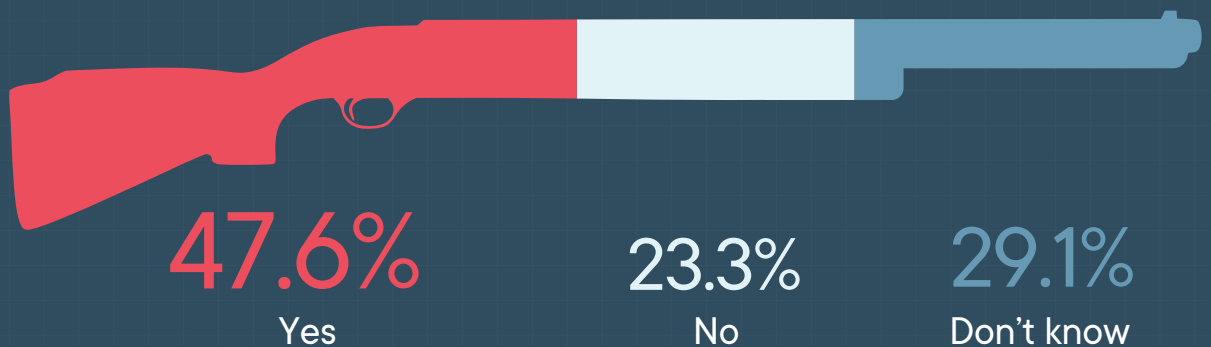
Would you support the possibility of purchasing firearms only with an ID and without prior permission from the competent state authority?



As many as 71.7% of the respondents answered negatively to the question about the possibility to be able to purchase firearms only with an ID card without prior permission from the competent state authority, while 11% of the respondents gave an affirmative answer to this question. Every fifth respondent aged 18-24 believes that

the possibility of purchasing firearms should be allowed without prior permission from the competent state authority. More than 2/3 of female respondents think that the purchase of firearms should not be allowed only with an ID, without prior permission from the competent state authority.

If you have an illegal weapon in your possession, are you ready to return it if you would not face legal consequences?



When asked whether they are ready to return the illegal weapon they have in their possession if they would not face legal consequences, almost half of the respondents (47.6%) answered that they are willing to do that. Almost

a third of the respondents did not have an answer to this question, while 23.3% of the respondents answered that they would not be ready to return the illegal weapon they possess.

11

ANNEX

Methodology

Pattern design

Observing the estimated population from a sample-based survey requires that the sample has to be representative of the entire population. The best results are achieved by probabilistic sampling, with each unit having a known probability of selection. In this research, a random stratified multi-stage sample was used, in which polling stations were selected as units of the first phase, it was predetermined that households should be selected as units of the second phase, and persons in the household were selected as units of the last stage (with Birthday Method).

Stratification and allocation

The framework for the selection of the sample is the 2011 Census, Population estimates for 2021, and the Voter list for 2021.

Citizens over the age of 18 are the target population. As already described, a multi-step sample design was applied. The units are grouped into 6 strata (groups) according to the territorial division (North, Centre, South) and according to the type of settlement (urban and rural). The number of units of the first stage was selected by the probability method which is proportional to the number of persons aged 18 and over.

Households as units of the second phase were selected by a random sample, with a predefined step to ensure randomness by selecting 10 households at the polling station level.

The units of the last stage were persons in the household selected by the Last Birthday Method.

Sample size

1000 households and 1000 persons distributed in 19 municipalities of Montenegro.

Weighting

The weights were calculated in several successive steps. Design weights were calculated first. Since the selection of electoral districts is made with probabilities proportional to the number of persons over 18 years of age, we receive a probability in the first stage of selection. In the second stage of selection, we receive the probability of choosing a household within the polling station.

The final weights for households and individuals were calculated by normalizing the weights so that the weighted number of households/individuals was equal to the unweighted number of households/individuals.



Perception of the police in Montenegro

Survey research results

